

Northwestern Athletic Communications

Contact: Nick Brilowski • Office: 847-467-3831

Email: brilowski@northwestern.edu

Sec. Contact: Ray O'Connell • Office: 847-467-3418

Email: raymond.oconnell@northwestern.edu



2016-17

NORTHWESTERN MEN'S BASKETBALL

THE MATCHUP



IUPUI Jaguars (5-7)

Tue., Dec. 20 • 7 p.m.

Welsh-Ryan Arena • Evanston, Ill.

Radio: WLS 890 (Dave Eanet and Joey Meyer)

Streaming Video: BTN Plus on BTN2Go

2016-17 SCHEDULE & RESULTS

Overall: 9-2 | Home: 7-0 | Away: 0-1 | Neutral: 2-1

DATE	OPPONENT	TIME/RESULT
Nov. 4	Ill. Springfield (exhib.)	W, 89-52
Nov. 11	Mississippi Valley State	W, 94-63
Nov. 14	Eastern Washington	W, 86-72
Nov. 16	at Butler	L, 70-68
Nov. 21	vs. #22/21 Texas	W, 77-58
Nov. 22	vs. Notre Dame	L, 70-66
Nov. 25	Bryant	W, 86-66
Nov. 28	Wake Forest	W, 65-58
Dec. 3	DePaul	W, 80-64
Dec. 11	New Orleans	W, 83-49
Dec. 14	Chicago State	W, 68-64
Dec. 17	vs. Dayton	W, 67-64
Dec. 20	IUPUI	7 p.m.
Dec. 22	Houston Baptist	7 p.m.
Dec. 27	at Penn State	2 p.m.
Dec. 30	at Michigan State	5 p.m.
Jan. 5	Minnesota	8 p.m.
Jan. 8	at Nebraska	TBA
Jan. 12	at Rutgers	8 p.m.
Jan. 15	Iowa	6:30 p.m.
Jan. 22	at Ohio State	Noon
Jan. 26	Nebraska	7 p.m.
Jan. 29	Indiana	5:30 p.m.
Feb. 1	at Purdue	7:30 p.m.
Feb. 7	Illinois	7 p.m.
Feb. 12	at Wisconsin	5:30 p.m.
Feb. 15	Maryland	6 p.m.
Feb. 18	Rutgers	5 p.m.
Feb. 21	at Illinois	7 p.m.
Feb. 25/26	at Indiana	TBA
March 1	Michigan	6 p.m.
March 4/5	Purdue	TBA

All times Central

◆ Gavitt Tipoff Games

✓ Legends Classic; Brooklyn, N.Y.

★ Big Ten/ACC Challenge

✕ State Farm Chicago Legends

* Big Ten game

Home games in bold

THE OPENING TIP...

• NU has won its last 16 games in the month of December. The 'Cats won their last four December games in 2014 before going 8-0 in the month last year and 4-0 so far this year. Northwestern has won its last 19 nonconference home games dating back to December 2014.

• The Wildcats are coming off a narrow 67-64 win over Dayton at United Center in Chicago on Saturday. **Sanjay Lumpkin** posted a double-double to lead NU, recording 14 points and a career-high 14 rebounds. Northwestern held the Flyers to 4-of-28 shooting (14.3 percent) in the first half in surging out to a 40-17 halftime lead.

• NU head coach **Chris Collins** coached against IUPUI head coach Jason Gardner in the championship game of the 2001 NCAA Men's Basketball Tournament when Collins was an assistant coach at Duke and Gardner played for Arizona. Duke won, 82-72, with Gardner posting 7 points.

• Northwestern is receiving votes in this week's Associated Press poll for the first time this season. The Wildcats picked up four votes, the 34th most of any team.

NORTHWESTERN PREVIOUS GAME STARTERS



BRYANT MCINTOSH
Jr. • G • 6-3
Greensburg, Ind.



SCOTTIE LINDSEY
Jr. • G/F • 6-5
Hillside, Ill.



VIC LAW
R-So. • F • 6-7
South Holland, Ill.



SANJAY LUMPKIN
R-Sr. • F • 6-6
Wayzata, Minn.



BARRET BENSON
Fr. • C • 6-10
Willowbrook, Ill.

Northwestern vs. IUPUI Series Information



Season Statistics

76.4	Points Per Game	78.3
63.5	Opponent Points Per Game	75.7
+12.9	Scoring Margin	+2.7
38.0	Rebounds Per Game	35.6
+3.2	Rebounding Margin	-0.1
.454	Field Goal Percentage	.459
.378	Opponent Field Goal Percentage	.435
.383	3-Pt FG Percentage	.379
.335	Opponent 3-Pt FG Percentage	.335
.758	Free Throw Percentage	.682
18.2	Assists Per Game	16.1
6.5	Blocks Per Game	2.6
5.2	Steals Per Game	6.5
+2.3	Turnover Margin	+0.2

Head Coaches

Chris Collins	Jason Gardner
Duke, '96	Arizona, '11
Fourth Year at NU	Third Year at IUPUI
58-50 career (20-34 B1G)	28-47 career

Of Note:

- Northwestern and IUPUI have split two previous meetings, both in Evanston. The Wildcats won the most recent matchup, 63-61, on Nov. 22, 2013 on JerShon Cobb's basket with 2.3 seconds left.
- IUPUI has faced a pair of Big Ten teams already this season, falling 77-65 at Michigan on Nov. 13 and 85-77 at Illinois on Dec. 6.



@NUMensBball
@coach_collins
@NU_Sports



facebook.com/northwesternmbb



numensbball
nu_sports



SCOUTING IUPUI

The Jaguars (5-7) have topped 100 points in each of their last two games, most recently winning 101-81 at Southern Utah on Saturday. Matt O'Leary connected on 8 of 9 field goal attempts in scoring 20 points. IUPUI shot 60.3 percent from the field and hit 13 3-pointers. Darell Combs leads the team with an average of 17.5 points per game while O'Leary contributes 14.8 per contest. Combs, O'Leary and Ron Patterson each have hit at least 22 3-pointers this season.

CLOSE TO PERFECTION

Northwestern isn't far from a perfect start to its season. The Wildcats' only two losses to date have been by a combined six points to a pair of teams that are currently ranked. The 'Cats fell on a buzzer-beater, 70-68, at No. 13 Butler and lost 70-66 to No. 25 Notre Dame on a neutral court in Brooklyn in the championship game of the Legends Classic.

LAW RESTORED

Redshirt sophomore forward **Vic Law** has enjoyed a solid return to the Northwestern attack after missing the 2015-16 campaign due to injury. Law is tied for the team lead and ranks ninth in the Big Ten with an average of 14.9 points per game. He has led NU in scoring five times, including scoring a career-high 26 vs. Eastern Washington Nov. 14. Law is shooting a team-best 47.1 percent (24-51) from 3-point range. He connected on eight straight 3-point attempts over a three-game span from Nov. 11-16.

LINDSEY'S LEAP

Scottie Lindsey is thriving in his first year as a starter. The junior is ninth in the Big Ten in scoring (14.9 ppg) after averaging 6.4 points per game last season. The wing is the only Northwestern player to score in double figures in each of the Wildcats' first 11 games. He is shooting 44.6 percent (25-56) from 3-point range and 86.4 percent (19-22) from the free throw line.

A DISH TO PASS

After ranking sixth nationally with a 1.59 assist-to-turnover ratio during the 2015-16 campaign, Northwestern has picked up where it left off. The Wildcats sport a 1.64 ratio (200 assists, 122 turnovers) so far this season ranking them first in the Big Ten and eighth in the nation. NU's average of only 11.1 turnovers per game is the 22nd-best mark nationally.

SWAT TEAM

Northwestern ranks second in the Big Ten and ninth nationally with an average of 6.5 blocked shots per game. The Wildcats matched a school record when they swatted 12 shots in a Nov. 25 win over Bryant.

DOING IT WITH DEFENSE

The Wildcats are limiting their opponents to 37.8 percent shooting from the field this season, the 24th-best mark in the nation. Northwestern's foes shot 40.1 percent during the 2015-16 season, the school's best mark since the 1998-99 season.

BIG MAC ATTACK

Guard **Bryant McIntosh** is coming off a sophomore season that saw him set a Northwestern single-season record with 213 assists, blowing away the previous mark of 157 set by Tim Doyle during the 2006-07 campaign. His average of 6.7 assists per game ranked ninth in the nation and is the third best for all returning players this season. He handed out 10 or more assists in a game four times during the 2015-16 season, making him the first NU player in school history with multiple 10+ assist games in the same campaign. A consensus honorable mention All-Big Ten selection a year ago, McIntosh already ranks third in school history with 419 career assists.

PARDON SIDELINED

Sophomore **Dererk Pardon** also was enjoying a solid first season as a starter but he will be sidelined indefinitely due to a hand injury suffered against Wake Forest Nov. 28 that required surgery. His status will be re-evaluated following the conclusion of nonconference play. Pardon leads the team with an average of 7.0 rebounds per game and he had 18 blocked shots through seven games (2.6 pg; 3rd in Big Ten), surpassing his total of 12 blocks from all of last season. His 6 blocks against Notre Dame Nov. 22 rank as a tie for the fifth most in a game in school history.

WINNING WAYS

Northwestern won 20 regular-season games in 2015-16 for the first time in school history. The previous best was 19 wins during the 2009-10 season. NU put together a pair of impressive winning streaks during the 2015-16 season. The team's 10-game winning streak from Nov. 24-Dec. 30 was the second double-figure winning streak in school history. Also, dating back to the 2014-15 season, the Wildcats posted a school-record 13-game home winning streak. NU won its last four home games of the 2014-15 campaign before winning its first nine home games in 2015-16.

LUMPKIN, McINTOSH NAMED TEAM CAPTAINS

Redshirt senior **Sanjay Lumpkin** and junior **Bryant McIntosh** are serving as team captains for the 2016-17 season. Lumpkin, a native of Wayzata, Minnesota, has seen action in 112 career contests while making 101 starts with the Wildcats. A native of Greensburg, Indiana, McIntosh has started 73 of the 75 games he has appeared in through two seasons.

LAW, McINTOSH PARTICIPATE IN ELITE SUMMER CAMPS

A pair of Wildcats had the opportunity to take part in prestigious camps during the summer of 2016. For the second straight year, **Bryant McIntosh** earned an invitation to serve as a college counselor at NBA MVP Stephen Curry's SC 30 Select Camp that was held in California June 28-July 1. Additionally, **Vic Law** participated in the same role at Under Armour's All-America Camp in Charlotte July 5-8.

FALZON UNDERGOES SEASON-ENDING KNEE SURGERY

Northwestern sophomore forward Aaron Falzon has undergone knee surgery and will miss the remainder of the Wildcats' 2016-17 season. Falzon is eligible to seek a medical hardship waiver. Falzon was limited to three appearances and 20 minutes of action this season. A year ago, the Newton, Massachusetts, native saw action in all 32 games with 29 starts while averaging 8.4 points and 3.4 rebounds per game. His 63 three-pointers during the 2015-16 season were the second most by a Northwestern freshman in program history.

LUMPKIN NAMED NOMINEE FOR ALLSTATE GOOD WORKS TEAM

Senior forward **Sanjay Lumpkin** is a nominee for the 2017 Allstate National Association of Basketball Coaches (NABC) Good Works Team. The esteemed award honors an outstanding group of student-athletes who represent the sport's finest in the areas of community service and leadership among their peers. A three-time Academic All-Big Ten selection and team captain this season, Lumpkin has been heavily involved in community service efforts, including Relay for Life and Misericordia Candy Days, while also making yearly visits to the Illinois Youth Center, a correctional facility in Chicago. He also has made an impact in Evanston's youth community, dedicating his time and effort at the Kits, Cats and Kids Block Party in addition to being a regular visitor to Y.O.U., a local after-school program where he reads to children, answers questions and plays basketball.

NORTHWESTERN SIGNS ANTHONY GAINES TO NATIONAL LETTER OF INTENT

Anthony Gaines (Kingston, N.Y./New Hampton (N.H.) School) will join the Northwestern men's basketball program in the fall of 2017 after signing a National Letter of Intent on Nov. 9. A complete bio on Gaines follows.

Anthony Gaines

Guard

6-4 • 200

Kingston, N.Y./New Hampton (N.H.) School

High School: Rated as the top player in the state of New Hampshire by ESPN.com and a top-150 national recruit by 247 Sports ... Has led the team to a 42-16 record over his two years at NHS, including a 21-8 mark and a NEPSAC AAA regular-season title in 2016 ... Helped New Hampton earn a No. 3 prep school national ranking as a junior ... Shot 51 percent from the field while averaging 9.1 points, 6.2 rebounds and 3.4 assists per game junior year ... Posted 27 points and 15 rebounds against Bradford Christian ... Recorded 18 points and 10 rebounds against Cheshire Academy ... Collected 10 or more rebounds in a game nine times during junior campaign ... Competed against current Wildcats Aaron Falzon and Rapolas Ivanauskas in the NEPSAC ... Coached by Pete Hutchins and Nick Whitmore at NHS ... Also played wide receiver and free safety on the football team ... Competed on the AAU level for Albany City Rocks ... Helped the team qualify for Nike Peach Jam while averaging 16 points and 9 rebounds per game on the Nike EYBL circuit during the summer of 2016.

Personal: Born Anthony Malik Gaines on 5/30/98 ... Son of Lakeshia McCaulsky and John Taylor ... Attends same school as former Northwestern Wildcat Collier Drayton, current NBA player Noah Vonleh and current Division I head coaches Ed Cooley (Providence), Wes Miller (UNCG) and Cuonzo Martin (California) ... Chose Northwestern over Butler and Dayton.

WELSH-RYAN ARENA TO UNDERGO COMPLETE RENOVATION


Immediately following the completion of the 2016-17 season, Welsh-Ryan Arena will undergo a complete renovation that will close off the facility until the fall of 2018.

The project is estimated at a cost of \$110 million. A leadership gift from Patrick G. and Shirley W. Ryan, along with a \$10 million gift from Stephen R. and Susan K. Wilson, donations from other loyal Northwestern benefactors and the existing athletics maintenance and equipment budget, will fund the project.

The project, part of the 2010 master athletics facilities plan recommendation, will entail a complete renovation of Welsh-Ryan Arena and McGaw Memorial Hall, including:

- New seating throughout the arena, with chair-back seats replacing existing wood bleachers
- Wider, more accessible concourses with improved lighting to alleviate congestion
- Improved accessibility for the mobility-impaired, with five new elevators replacing the existing one
- New restrooms, doubling the number of toilet fixtures as well as the addition of accessible family restrooms
- New concession areas with twice as many point-of-sale stations to increase efficiency, along with new food and drink offerings
- State-of-the-art lighting, audio and video capabilities in the arena
- Premium seating areas and expansion of the N-Club, which provides space for pre- and post-game events, by more than 400 percent. The club, which is located on the second floor, will be extended south onto Randy Walker Terrace at Ryan Field and provide expanded hospitality opportunities on football gamedays.
- Expansion of the building lobby by nearly 50 percent
- A new ticket office
- New locker rooms for men's basketball, women's basketball and volleyball
- New offices for men's and women's basketball

Northwestern's men's basketball program has announced plans to play its home games at Allstate Arena in Rosemont, Illinois, during the 2017-18 campaign.



NUMERICAL ROSTER

No.	Name	Pos	Ht.	Wt.	Yr.	Hometown/High School
4	Vic Law	F	6-7	205	R-So.	South Holland, Ill./St. Rita
5	Dererk Pardon	C	6-8	235	So.	Cleveland, Ohio/Villa Angela-St. Joseph
10	Charlie Hall	F	6-5	205	So.	Los Angeles, Calif./Crossroads
12	Isiah Brown	G	6-2	175	Fr.	Lynnwood, Wash./Lakeside School
14	Rapolas Ivanauskas	F	6-9	215	Fr.	Barrington, Ill./Brewster Academy (N.H.)
20	Scottie Lindsey	G/F	6-5	210	Jr.	Hillside, Ill./Fenwick
21	Tino Malnati	G	6-3	180	Fr.	Northfield, Ill./New Trier
23	Jordan Ash	G	6-3	195	So.	Bolingbrook, Ill./St. Joseph
25	Barret Benson	C	6-10	240	Fr.	Willowbrook, Ill./Hinsdale South
30	Bryant McIntosh	G	6-3	185	Jr.	Greensburg, Ind./Greensburg
32	Nathan Taphorn	F	6-7	215	Sr.	Pekin, Ill./Pekin
34	Sanjay Lumpkin	F	6-6	220	R-Sr.	Wayzata, Minn./Benilde-St. Margaret's
35	Aaron Falzon	F	6-8	215	So.	Newton, Mass./Northfield Mount Hermon
44	Gavin Skelly	F	6-8	225	Jr.	Westlake, Ohio/Westlake

ALPHABETICAL ROSTER

No.	Name	Pos	Ht.	Wt.	Yr.	Hometown/High School
23	Ash, Jordan	G	6-3	195	So.	Bolingbrook, Ill./St. Joseph
25	Benson, Barret	C	6-10	240	Fr.	Willowbrook, Ill./Hinsdale South
12	Brown, Isiah	G	6-2	175	Fr.	Lynnwood, Wash./Lakeside School
35	Falzon, Aaron	F	6-8	215	So.	Newton, Mass./Northfield Mount Hermon
10	Hall, Charlie	F	6-5	205	So.	Los Angeles, Calif./Crossroads
14	Ivanauskas, Rapolas	F	6-9	215	Fr.	Barrington, Ill./Brewster Academy (N.H.)
4	Law, Vic	F	6-7	205	R-So.	South Holland, Ill./St. Rita
20	Lindsey, Scottie	G/F	6-5	210	Jr.	Hillside, Ill./Fenwick
34	Lumpkin, Sanjay	F	6-6	220	R-Sr.	Wayzata, Minn./Benilde-St. Margaret's
21	Malnati, Tino	G	6-3	180	Fr.	Northfield, Ill./New Trier
30	McIntosh, Bryant	G	6-3	185	Jr.	Greensburg, Ind./Greensburg
5	Pardon, Dererk	C	6-8	235	So.	Cleveland, Ohio/Villa Angela-St. Joseph
44	Skelly, Gavin	F	6-8	225	Jr.	Westlake, Ohio/Westlake
32	Taphorn, Nathan	F	6-7	215	Sr.	Pekin, Ill./Pekin

Head Coach: Chris Collins**Assistant Coach:** Brian James**Assistant Coach:** Pat Baldwin**Assistant Coach:** Armon Gates**Director of Operations:** Chris Lauten

BY ELIGIBILITY

SENIORS (2)Sanjay Lumpkin
Nathan Taphorn**JUNIORS (3)**Scottie Lindsey
Bryant McIntosh
Gavin Skelly**SOPHOMORES (5)**Jordan Ash
Charlie Hall
Aaron Falzon
Vic Law
Dererk Pardon**FRESHMEN (4)**Barret Benson
Isiah Brown
Rapolas Ivanauskas
Tino Malnati

BY STATE/COUNTRY

CALIFORNIA (1)

Charlie Hall

ILLINOIS (7)Jordan Ash
Barret Benson
Rapolas Ivanauskas
Vic Law
Scottie Lindsey
Tino Malnati
Nathan Taphorn**INDIANA (1)**

Bryant McIntosh

MASSACHUSETTS (1)

Aaron Falzon

MINNESOTA (1)

Sanjay Lumpkin

OHIO (2)Dererk Pardon
Gavin Skelly**WASHINGTON (1)**

Isiah Brown

PRONUNCIATION GUIDE

Aaron Falzon (35) fal-ZONE
 Rapolas Ivanauskas (14) EYE-van-ows-kiss
 Sanjay Lumpkin (34) SAHN-jay
 Dererk Pardon (5) DARE-ick

QUICK FACTS

NORTHWESTERN UNIVERSITY

Location: Evanston, Ill.
 Founded: 1851
 Enrollment: 8,688
 President: Morton O. Schapiro
 Home Facility: Welsh-Ryan Arena (8,117)
 Nickname: Wildcats
 Colors: Purple and White
 Conference: Big Ten
 Director of Athletics: Jim Phillips
 Senior Woman Administrator: Janna Blais
 Faculty Athletics Rep.: Robert Gundlach

MEN'S BASKETBALL FACTS

Head Coach: Chris Collins
 Alma Mater, Year: Duke, '96
 Record at NU (Years): 58-50 (4th yr.)
 Overall Record (Years): 58-50 (4th yr.)
 Assistant Coach: Brian James
 Alma Mater, Year: Illinois State, '77
 Assistant Coach: Pat Baldwin
 Alma Mater, Year: Northwestern, '94
 Assistant Coach: Armon Gates
 Alma Mater, Year: Kent State, '06
 Director of Operations: Chris Lauten
 Asst. Dir. of Operations: Tad Glibert
 Basketball Athletic Trainer: Jen Tymkew
 Sports Performance: Mike Schweigert
 Program Assistant: Jenifer Marr

2015-16 Overall Record: 20-12
 Conference Record (Finish): 8-10 (9th)
 Starters Returning/Lost: 3/2
 Letterwinners Returning/Lost: 10/3

ATHLETIC COMMUNICATIONS

Assoc. Dir./MBB Contact: Nick Brilowski
 Office Phone: (847) 467-3831
 Cell Phone: (847) 239-4127
 E-mail: brilowski@northwestern.edu
 Asst. Director/Sec. MBB Contact: Ray O'Connell
 Office Phone: (847) 467-3418
 Cell Phone: (773) 550-0128
 E-mail: raymond.oconnell@northwestern.edu
 Official Web Site: NUSports.com
 Asst. AD for Athletic Comm.: Paul Kennedy
 Dir. of Digital and Social Comm.: Doug Meffley
 Assistant Director: Kyle Kelley
 Director of Broadcast Ops: Rob Coons
 Program Assistant: Jocelyn Serranilla

HEAD COACH CHRIS COLLINS

58-50 CAREER RECORD (FOURTH SEASON)



Chris Collins is in his fourth season as the head coach at Northwestern. He was named the University's 24th head men's basketball coach on March 27, 2013.

In Collins' first three years at the helm, he has led Northwestern to an increased win total each season.

The 2015-16 campaign saw the Wildcats establish a school regular-season record 20 wins, including eight in Big Ten Conference play. Three of the Big Ten wins were by 20 or more points, marking the first time a Northwestern team posted three league wins by 20+ points since the 1943-44 season.

The Wildcats posted a 10-game winning streak—just the second double-figure winning streak all-time at NU—en route to a 13-1 start to the season, matching the school record for the top 14-game opening stretch in school history. The squad also notched a school-record 13-game home winning streak spanning the 2014-15 and 2015-16 seasons.

Northwestern ranked sixth in the nation with a 1.59 assist-to-turnover ratio paced by sophomore point guard Bryant McIntosh who recorded a school single-season record 213 assists. McIntosh earned honorable mention All-Big Ten distinction along with senior Tre Demps.

Collins' second season with the Wildcats saw the young team continue to improve throughout the season. Despite a stretch of heartbreaking losses, Northwestern showed the resilience to bounce back late in the year to post four straight Big Ten victories and five of six.

Three of the team's top six scorers were true freshmen, including McIntosh who set the school freshman record with 150 assists to go along with an average of 11.4 points per game en route to being named to the five-member Big Ten All-Freshman Team.

Demps and Alex Olah both earned honorable mention All-Big Ten recognition. Olah became the school's career leader in blocked shots in just three seasons and ranked third in the Big Ten with seven double-doubles.

In his first season at the helm, Collins led the Wildcats to an impressive string of road victories. Collins won his debut as a head coach, notching a 72-55 victory over Eastern Illinois Nov. 9. Northwestern's impressive string of road success began Jan. 18 at Indiana before the Wildcats earned a 65-56 win at 14th-ranked Wisconsin. The loss was just the fifth by an unranked Big Ten team in 73 games during Bo Ryan's tenure in Madison. The winning ways continued three days later when the 'Cats notched a one-point win at Minnesota, marking NU's first three-game road winning streak since 1960.

Even though second-leading scorer Cobb was lost to injury late in the season, the Wildcats finished the campaign strong, defeating Purdue on the road to wrap up the regular season before upsetting sixth-seeded Iowa in the opening round of the Big Ten tournament.

The Wildcats were greatly improved on the defensive end under Collins' guidance, holding four of their Big Ten opponents below 30 percent shooting in a game. NU allowed a mere 63.3 points per game in conference play to rank second in the league. Meanwhile, the team's .419 opponents field goal percentage ranked third in the Big Ten.

Collins came to Evanston after serving on the coaching staff at Duke since July 22, 2000. He was promoted to Associate Head Coach in the summer of 2008. During Collins' 13 seasons on the Blue Devils' staff, Duke posted an overall record of 385-77 while recording eight ACC tournament championships, four ACC regular season titles, eight in-season tournament titles and national championships in 2001 and 2010.

Collins worked primarily with backcourt players during his time at Duke and tutored All-Americans Jason Williams, Mike Dunleavy, Chris Duhon, J.J. Redick, Gerald Henderson, DeMarcus Nelson, Jon Scheyer, Nolan Smith and Austin Rivers, in addition to NBA draft picks Daniel Ewing, Kyrie Irving and Kyle Singler.

Before returning to his alma mater, Collins served as an assistant coach at Seton Hall for two years with Tommy Amaker. In 1999-2000, Collins was part of a staff that guided the Pirates to a 22-10 record and the Sweet 16 of the NCAA tournament. Prior to Seton Hall, Collins spent the 1997-98 season as an assistant with the WNBA's Detroit Shock.

As a player, Collins played professional basketball in Finland during the 1996-97 season, leading the league in scoring.

Collins also served as a court coach and scout for Mike Krzyzewski, assisting the USA Basketball Senior National Team staff with on-court duties as well as game preparation from 2006-12, including during the program's gold-medal performances at the 2008 Beijing Olympics, 2010 FIBA World Championships and 2012 London Olympics. During the summer of 2014, he served as the coach of the USA Select Team which consisted of a group of up-and-coming NBA players who practiced against the USA National Team in preparation for the National Team's participation in the FIBA World Cup.

Collins is the son of former NBA All-Star and coach, Doug Collins, who is currently an NBA television analyst for ESPN. A native of nearby Northbrook, Ill., Collins is a 1996 graduate of Duke with a bachelor's degree in sociology.

Collins and his wife, Kim, have two children: Ryan and Kate.

BIG TEN STANDINGS

	BIG TEN		OVERALL	
Maryland	0-0	.000	11-1	.917
Minnesota	0-0	.000	11-1	.917
Rutgers	0-0	.000	11-1	.917
Wisconsin	0-0	.000	10-2	.833
Northwestern	0-0	.000	9-2	.818
Purdue	0-0	.000	9-2	.818
Indiana	0-0	.000	8-2	.800
Illinois	0-0	.000	9-3	.750
Michigan	0-0	.000	9-3	.750
Ohio State	0-0	.000	8-3	.727
Michigan State	0-0	.000	7-5	.583
Penn State	0-0	.000	7-5	.583
Iowa	0-0	.000	6-5	.545
Nebraska	0-0	.000	5-6	.455

* records through games played Dec. 18

NATIONAL RANKINGS (DEC. 19)

ASSOCIATED PRESS

1. Villanova (56)	11-0	1,614
2. UCLA (3)	12-0	1,514
3. Kansas	10-1	1,450
4. Baylor (6)	11-0	1,439
5. Duke	10-1	1,385
6. Kentucky	10-1	1,337
7. Gonzaga	11-0	1,211
8. North Carolina	10-2	1,170
9. Creighton	11-0	1,058
10. Louisville	10-1	1,044
11. West Virginia	9-1	937
12. Virginia	9-1	886
13. Butler	10-1	821
14. Wisconsin	10-2	781
15. Purdue	9-2	754
16. Indiana	8-2	719
17. Xavier	9-2	542
18. Arizona	10-2	501
19. Saint Mary's	8-1	389
20. Oregon	10-2	299
21. Florida State	11-1	290
22. South Carolina	9-1	218
23. USC	10-0	212
24. Cincinnati	9-2	202
25. Notre Dame	9-2	188

Others Receiving Votes: Florida 48, Virginia Tech 40, Maryland 27, Seton Hall 15, Oklahoma State 8, Valparaiso 7, Minnesota 6, Miami 5, **Northwestern** 4, Iowa State 1, Clemson 1, Kansas State 1, Loyola (Chicago) 1.

USA TODAY COACHES POLL

1. Villanova (28)	11-0	796
2. UCLA (2)	12-0	755
3. Kansas (1)	10-1	712
4. Duke (1)	10-1	688
5. Kentucky	10-1	667
6. Baylor	11-0	658
7. Gonzaga	11-0	611
8. North Carolina	10-2	563
9. Creighton	11-0	539
10. Virginia	9-1	476
11. Louisville	10-1	469
12. West Virginia	9-1	460
13. Butler	10-1	388
14. Wisconsin	10-2	366
15. Purdue	9-2	337
16. Indiana	8-2	319
17. Xavier	9-2	295
18. Arizona	10-2	229
19. Saint Mary's	8-1	197
20. South Carolina	9-1	180
21. Oregon	10-2	145
22. Florida State	11-1	111
23. Cincinnati	9-2	108
24. Notre Dame	9-2	92
25. USC	10-0	88

Others Receiving Votes: Florida 30, Oklahoma State 21, Maryland 20, Arkansas 15, Miami 13, Virginia Tech 8, California 7, Middle Tennessee 7, Wichita State 7, Seton Hall 7, TCU 6, Texas Tech 3, Nevada 2, Colorado 2, Michigan State 1, Minnesota 1, Valparaiso 1.

COACH/PLAYER AVAILABILITY

Interviews with Northwestern players and coaches are available to the media upon request throughout the season. To arrange an interview, please contact the athletic communications office. Please place your request at least 24 hours in advance. Interview availability is 30 minutes prior to the start of practice. All pre-practice interviews with players should be concluded well before the start of practice. As a Northwestern policy, players are not permitted to participate in live radio or television call-in shows. Player home telephone numbers will not be made available to media members, and they have been instructed not to conduct interviews when contacted without prior approval from the athletic communications office.

WILDCATS ONLINE

The official website of Northwestern Athletics is NUsports.com. Updated daily, the site includes NU's basketball releases and features many other basketball related information. Live in-game Twitter updates will be provided at @NU_SportsLIVE. The official Twitter account of the Northwestern men's basketball team is @NUMensBball, while the official Northwestern Athletics account is @NU_Sports. Head coach Chris Collins' Twitter handle is @coach_collins. The official Facebook page of the Northwestern men's basketball team can be found at facebook.com/northwesternmbb. Northwestern's Athletics' official page is facebook.com/NorthwesternAthletics. The official Instagram account of the men's basketball program is numensbball while the official main Northwestern Athletics Instagram is nu_sports. Northwestern Athletics is also on YouTube at youtube.com/user/NUAthletics.

GAME CREDENTIALS

For any media wishing to obtain a credential for any home game, please apply at www.sportssystems.com/northwestern/basketball. Credentials may be picked up at the athletic communications office in Anderson Hall on game day. They can also be picked up at Will Call which is located at the east ticket office in the main lobby of Welsh-Ryan Arena. Doors open 90 minutes prior to game time.

POSTGAME PROCEDURE

Following a cooling off period after the conclusion of the game, Coach Collins, Northwestern players and the visiting coach will be available for a postgame news conference. Requests for Wildcats player interviews should be made to Northwestern SID Nick Brilowski prior to the end of the game. Requests for visiting players should be made to the visiting SID.

NORTHWESTERN ATHLETIC COMMUNICATIONS

Contact: Nick Brilowski, Assoc. Director of Athletic Comm.
Phone: Office - (847) 467-3831 | Cell: (847) 239-4127
Email: brilowski@northwestern.edu

Sec. Contact: Ray O'Connell, Asst. Director of Athletic Comm.
Phone: Office - (847) 467-3418 | Cell: (773) 550-0128
Email: raymond.oconnell@northwestern.edu

Northwestern Athletic Communications

Mailing Address

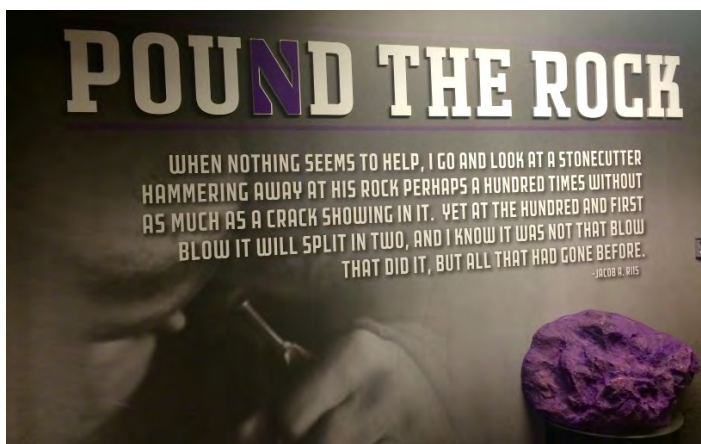
1501 Central St.
 Evanston, IL 60208

"POUND THE ROCK" IS WILDCATS' MANTRA

Since head coach Chris Collins arrived in April 2013, the Wildcats have adopted the mantra of "Pound The Rock." The Wildcats have a rock in their locker room, and above it is a quote from Jacob A. Riis. The quote reads:

"When nothing seems to help, I go look at a stonecutter hammering away at his rock perhaps a hundred times without as much as a crack showing in it. Yet at the hundred and first blow it will split in two, and I know it was not that blow that did it, but all that had gone before."

The mantra is one that also has been adopted by the NBA's San Antonio Spurs.



2016-17 NORTHWESTERN SCHEDULE

DATE	OPPONENT	TIME/RESULT	RECORD/TV	NU High Scorer	NU High Rebounder	NU High Assists	Attend.
Nov. 4	Ill. Springfield (exhib.)	W, 89-52	—	18, Brown	6, McIntosh	5, McIntosh	—
Nov. 11	Mississippi Valley State	W, 94-63	1-0, 0-0	18, Law	8, Lumpkin	4, three players	6,056
Nov. 14	Eastern Washington ✕	W, 86-72	2-0, 0-0	26, Law	6, Lindsey	7, McIntosh	5,604
Nov. 16	at Butler ★	L, 70-68	2-1, 0-0	17, Law	7, Lindsey	5, McIntosh	7,858
Nov. 21	vs. #22/21 Texas ✕	W, 77-58	3-1, 0-0	20, McIntosh	11, Pardon	5, McIntosh	6,780
Nov. 22	vs. Notre Dame ✕	L, 70-66	3-2, 0-0	18, Lindsey	7, Law	4, McIntosh	5,711
Nov. 25	Bryant ✕	W, 86-66	4-2, 0-0	22, Law	10, Pardon	6, Lindsey/Skelley	6,322
Nov. 28	Wake Forest ❖	W, 65-58	5-2, 0-0	23, McIntosh	7, Lumpkin	4, Lindsey/Skelley	6,386
Dec. 3	DePaul	W, 80-64	6-2, 0-0	19, Lindsey	10, Lumpkin	7, Lindsey	6,751
Dec. 11	New Orleans	W, 83-49	7-2, 0-0	18, Taphorn	9, Skelly	7, McIntosh	6,635
Dec. 14	Chicago State	W, 68-64	8-2, 0-0	18, Law	11, Lumpkin	7, McIntosh	5,723
Dec. 17	vs. Dayton ✓	W, 67-64	9-2, 0-0	14, Lumpkin	14, Lumpkin	5, McIntosh	—
Dec. 20	IUPUI	7 p.m.	BTN Plus				
Dec. 22	Houston Baptist	7 p.m.	BTN Plus				
Dec. 27	at Penn State *	2 p.m.	ESPN2				
Dec. 30	at Michigan State *	5 p.m.	BTN				
Jan. 5	Minnesota *	8 p.m.	ESPNU				
Jan. 8	at Nebraska *	TBA	BTN				
Jan. 12	at Rutgers *	8 p.m.	ESPNU				
Jan. 15	Iowa *	6:30 p.m.	BTN				
Jan. 22	at Ohio State *	Noon	BTN				
Jan. 26	Nebraska *	7 p.m.	BTN				
Jan. 29	Indiana *	5:30 p.m.	BTN				
Feb. 1	at Purdue *	7:30 p.m.	BTN				
Feb. 7	Illinois *	7 p.m.	BTN				
Feb. 12	at Wisconsin *	5:30 p.m.	BTN				
Feb. 15	Maryland *	6 p.m.	BTN				
Feb. 18	Rutgers *	5 p.m.	ESPNU				
Feb. 21	at Illinois *	7 p.m.	BTN				
Feb. 25 or 26	at Indiana *	TBD	BTN or CBS				
March 1	Michigan *	6 p.m.	BTN				
March 4 or 5	Purdue *	TBD	BTN or CBS				

All times Central

Home games in **bold**

✕ Legends Classic (Nov. 21 & 22 games played at Barclays Center in Brooklyn, N.Y.)

★ Gavitt Games

❖ Big Ten/ACC Challenge

✓ State Farm Chicago Legends (United Center)

* Big Ten game

2016-17 NORTHWESTERN SEASON STATISTICS

2016-17 Northwestern Basketball Northwestern Combined Team Statistics (as of Dec 17, 2016) All games

RECORD:	OVERALL	HOME	AWAY	NEUTRAL
ALL GAMES	9-2	7-0	0-1	2-1
CONFERENCE	0-0	0-0	0-0	0-0
NON-CONFERENCE	9-2	7-0	0-1	2-1

		Total					3-Point		F-Throw		Rebounds																		
##	Player	gp-gs	min	avg	fg-fga	fg%	3fg-fga	3fg%	ft-fa	ft%	off	def	tot	avg	pf	dq	a	to	blk	stl	pts	avg							
4	Law, Vic	11-11	341	31.0	56-118	.475	24-51	.471	28-42	.667	12	43	55	5.0	25	1	23	19	5	12	164	14.9							
20	Lindsey, Scottie	11-11	334	30.4	60-125	.480	25-56	.446	19-22	.864	8	43	51	4.6	23	0	37	18	5	11	164	14.9							
30	McIntosh, Bryant	11-11	364	33.1	52-136	.382	11-45	.244	24-26	.923	2	21	23	2.1	22	0	56	32	2	7	139	12.6							
44	Skelly, Gavin	11-0	233	21.2	26-48	.542	4-14	.286	28-35	.800	15	34	49	4.5	35	2	27	12	19	4	84	7.6							
34	Lumpkin, Sanjay	11-11	296	26.9	30-50	.600	6-16	.375	14-19	.737	22	53	75	6.8	31	1	19	8	10	6	80	7.3							
5	Pardon, Dererk	7-7	192	27.4	19-33	.576	0-0	.000	10-15	.667	20	29	49	7.0	20	1	7	3	18	3	48	6.9							
12	Brown, Isiah	11-0	172	15.6	20-75	.267	7-25	.280	25-31	.806	3	10	13	1.2	22	1	18	16	4	7	72	6.5							
32	Taphorn, Nathan	11-0	116	10.5	21-35	.600	15-28	.536	4-7	.571	5	19	24	2.2	17	1	5	4	1	2	61	5.5							
25	Benson, Barret	9-4	73	8.1	7-11	.636	0-0	.000	5-10	.500	3	11	14	1.6	17	0	1	4	6	2	19	2.1							
23	Ash, Jordan	9-0	55	6.1	3-13	.231	3-9	.333	0-0	.000	1	5	6	0.7	3	0	4	1	1	3	9	1.0							
10	Hall, Charlie	2-0	4	2.0	0-1	.000	0-1	.000	0-0	.000	0	0	0	0.0	0	0	0	0	0	0	0	0.0							
35	Falzon, Aaron	3-0	20	6.7	0-3	.000	0-3	.000	0-0	.000	0	2	2	0.7	1	0	3	1	1	0	0	0.0							
Team											30	27	57					4											
Total.....		0	2200		294-648	.454	95-248	.383	157-207	.758	121	297	418	0.0	216	7	200	122	72	57	840	0.0							
Opponents.....		0	2200		237-627	.378	75-224	.335	149-221	.674	126	257	383	0.0	212	3	118	147	42	67	698	0.0							

TEAM STATISTICS	NU	OPP	Date	Opponent	Score	Att.
SCORING	840	698	11/11/16	MISS. VALLEY STATE	w 94-63	6056
Points per game	76.4	63.5	11/14/16	EASTERN WASHINGTON	w 86-72	5604
Scoring margin	+12.9	-	11/16/16	at Butler	L 68-70	7858
FIELD GOALS-ATT	294-648	237-627	11/21/16	vs Texas	w 77-58	6780
Field goal pct	.454	.378	11/22/16	vs Notre Dame	L 66-70	5711
3 POINT FG-ATT	95-248	75-224	11/25/16	BRYANT	w 86-66	6322
3-point FG pct	.383	.335	11/28/16	WAKE FOREST	w 65-58	6386
3-pt FG made per game	8.6	6.8	12/03/16	DEPAUL	w 80-64	6751
FREE THROWS-ATT	157-207	149-221	12/11/16	NEW ORLEANS	w 83-49	6635
Free throw pct	.758	.674	12/14/16	CHICAGO STATE	w 68-64	5723
F-Throws made per game	14.3	13.5	12/17/16	vs Dayton	w 67-64	0
REBOUNDS	418	383	* - Conference game			
Rebounds per game	38.0	34.8				
Rebounding margin	+3.2	-				
ASSISTS	200	118				
Assists per game	18.2	10.7				
TURNOVERS	122	147				
Turnovers per game	11.1	13.4				
Turnover margin	+2.3	-				
Assist/turnover ratio	1.6	0.8				
STEALS	57	67				
Steals per game	5.2	6.1				
BLOCKS	72	42				
Blocks per game	6.5	3.8				
ATTENDANCE	43477	20349				
Home games-Avg/Game	7-6211	1-7858				
Neutral site-Avg/Game	-	3-4164				

Score by Periods	1st	2nd	Totals
Northwestern	426	414	840
Opponents	293	405	698

2016-17 GAME HIGHS AND LOWS

NORTHWESTERN HIGHS

POINTS	94	Miss. Valley State (11/11/16)
FIELD GOALS MADE	32	Miss. Valley State (11/11/16)
FIELD GOAL ATTEMPTS	66	Wake Forest (11/28/16)
FIELD GOAL PERCENTAGE	.500 (32-64)	Miss. Valley State (11/11/16)
3 PT FIELD GOALS MADE	11	vs. Notre Dame (11/22/16)
	11	Miss. Valley State (11/11/16)
3 PT FG ATTEMPTS	27	Chicago State (12/14/16)
3 PT FG PERCENTAGE	.579 (11-19)	vs. Notre Dame (11/22/16)
FREE THROWS MADE	23	Eastern Washington (11/14/16)
FREE THROW ATTEMPTS	29	Miss. Valley State (11/11/16)
FREE THROW PERCENTAGE	.885 (23-26)	Eastern Washington (11/14/16)
REBOUNDS	50	Miss. Valley State (11/11/16)
ASSISTS	25	Bryant (11/25/16)
STEALS	9	Wake Forest (11/28/16)
BLOCKED SHOTS	12	Bryant (11/25/16)
TURNOVERS	16	at Butler (11/16/16)
FOULS	28	DePaul (12/3/16)

NORTHWESTERN LOWS

POINTS	65	Wake Forest (11/28/16)
FIELD GOALS MADE	21	vs. Dayton (12/17/16)
FIELD GOAL ATTEMPTS	50	at Butler (11/16/16)
FIELD GOAL PERCENTAGE	.409 (27-66)	Wake Forest (11/28/16)
3 PT FIELD GOALS MADE	5	Eastern Washington (11/14/16)
3 PT FG ATTEMPTS	13	Eastern Washington (11/14/16)
3 PT FG PERCENTAGE	.231 (6-26)	Wake Forest (11/28/16)
FREE THROWS MADE	5	Wake Forest (11/28/16)
FREE THROW ATTEMPTS	8	vs. Notre Dame (11/22/16)
FREE THROW PERCENTAGE	.556 (5-9)	Wake Forest (11/28/16)
REBOUNDS	31	Eastern Washington (11/14/16)
	31	at Butler (11/16/16)
ASSISTS	14	three times
STEALS	2	vs. Notre Dame (11/22/16)
BLOCKED SHOTS	4	at Butler (11/16/16)
	4	vs. Texas (11/21/16)
TURNOVERS	5	Eastern Washington (11/14/16)
FOULS	11	Bryant (11/25/16)

NORTHWESTERN INDIVIDUAL HIGHS

POINTS	26	Vic Law vs Eastern Wash. (11/14/16)
FIELD GOALS MADE	10	B. McIntosh vs Wake Forest (11/28/16)
FIELD GOAL ATTEMPTS	18	B. McIntosh vs Notre Dame (11/22/16)
	18	Bryant McIntosh vs Texas (11/21/16)
FIELD GOAL PCT (min. 5 made)	.750 (6-8)	S. Lindsey vs Notre Dame (11/22/16)
	.750 (6-8)	Vic Law at Butler (11/16/16)
3 PT FIELD GOALS MADE	5	Scottie Lindsey vs DePaul (12/3/16)
	5	Vic Law at Butler (11/16/16)
3 PT FG ATTEMPTS	8	three times
3 PT FG PCT (min. 3 made)	1.000 (3-3)	S. Lindsey vs Notre Dame (11/22/16)
FREE THROWS MADE	9	Vic Law vs Eastern Wash. (11/14/16)
FREE THROW ATTEMPTS	10	Vic Law vs Eastern Wash. (11/14/16)
FT PERCENTAGE (min. 2 made)	1.000 (8-8)	Vic Law vs New Orleans (12/11/16)
REBOUNDS	14	S. Lumpkin vs Dayton (12/17/16)
ASSISTS	7	four times
STEALS	3	S. Lumpkin vs Wake Forest (11/28/16)
BLOCKED SHOTS	6	D. Pardon vs Notre Dame (11/22/16)

OPPONENT HIGHS

POINTS	72	Eastern Washington (11/14/16)
FIELD GOALS MADE	27	Eastern Washington (11/14/16)
FIELD GOAL ATTEMPTS	66	Bryant (11/25/16)
FIELD GOAL PERCENTAGE	.491 (27-55)	at Butler (11/16/16)
3 PT FIELD GOALS MADE	13	Chicago State (12/14/16)
3 PT FG ATTEMPTS	26	Chicago State (12/14/16)
	26	Bryant (11/25/16)
3 PT FG PERCENTAGE	.500 (13-26)	Chicago State (12/14/16)
FREE THROWS MADE	22	DePaul (12/3/16)
FREE THROW ATTEMPTS	31	DePaul (12/3/16)
FREE THROW PERCENTAGE	1.000 (5-5)	Bryant (11/25/16)
REBOUNDS	48	Wake Forest (11/28/16)
ASSISTS	18	Bryant (11/25/16)
STEALS	11	vs. Dayton (12/17/16)
BLOCKED SHOTS	5	four times
TURNOVERS	21	New Orleans (12/11/16)
FOULS	24	vs. Dayton (12/17/16)

OPPONENT LOWS

POINTS	49	New Orleans (12/11/16)
FIELD GOALS MADE	18	vs. Dayton (12/17/16)
	18	New Orleans (12/11/16)
FIELD GOAL ATTEMPTS	49	New Orleans (12/11/16)
FIELD GOAL PERCENTAGE	.311 (19-61)	Wake Forest (11/28/16)
3 PT FIELD GOALS MADE	2	DePaul (12/3/16)
3 PT FG ATTEMPTS	14	Miss. Valley State (11/11/16)
3 PT FG PERCENTAGE	.100 (2-20)	DePaul (12/3/16)
FREE THROWS MADE	5	Chicago State (12/14/16)
	5	Bryant (11/25/16)
FREE THROW ATTEMPTS	5	Bryant (11/25/16)
FREE THROW PERCENTAGE	.481 (13-27)	vs. Texas (11/21/16)
REBOUNDS	27	vs. Notre Dame (11/22/16)
ASSISTS	7	at Butler (11/16/16)
	7	vs. Texas (11/21/16)
STEALS	3	Eastern Washington (11/14/16)
BLOCKED SHOTS	1	vs. Notre Dame (11/22/16)
TURNOVERS	6	vs. Notre Dame (11/22/16)
FOULS	11	vs. Notre Dame (11/22/16)

OPPONENT INDIVIDUAL HIGHS

POINTS	25	B. Bliznyuk vs Eastern Wash. (11/14/16)
FIELD GOALS MADE	10	B. Bliznyuk vs Eastern Wash. (11/14/16)
FIELD GOAL ATTEMPTS	19	Nisre Zouzoua vs Bryant (11/25/16)
	19	B. Bliznyuk vs Eastern Wash. (11/14/16)
FIELD GOAL PCT (min. 5 made)	.727 (8-11)	Jacob Wiley vs Eastern Wash. (11/14/16)
3 PT FIELD GOALS MADE	7	Fred Sims Jr. vs Chicago State (12/14/16)
3 PT FG ATTEMPTS	13	Fred Sims Jr. vs Chicago State (12/14/16)
3 PT FG PCT (min. 3 made)	.750 (3-4)	Marcus Romain vs MVSU (11/11/16)
FREE THROWS MADE	8	Billy Garrett Jr. vs DePaul (12/3/16)
FREE THROW ATTEMPTS	10	Tevin Mack vs Texas (11/21/16)
FT PERCENTAGE (min. 2 made)	1.000 (6-6)	three times
REBOUNDS	16	John Collins vs Wake Forest (11/28/16)
ASSISTS	7	Ikenna Ndugba vs Bryant (11/25/16)
STEALS	6	Scotchie Smith vs Dayton (12/17/16)
BLOCKED SHOTS	2	six times

2016-17 NORTHWESTERN GAME-BY-GAME STATISTICS

Team	NU Starters	FG-A	Pct.	3FG-A	Pct.	FT-A	Pct.	Reb.	A	TO	B	S	PF	1st	2nd	OT	F
Northwestern	McIntosh, Law, Lindsey,	32-64	.500	11-26	.423	19-29	.655	50	21	13	7	5	25	46	48	-	94
Miss. Valley State	Lumpkin, Pardon	22-59	.373	5-14	.357	14-29	.483	32	11	12	4	9	22	28	35	-	63
Northwestern	McIntosh, Law, Lindsey,	29-60	.483	5-13	.385	23-26	.885	31	17	5	6	6	16	46	40	-	86
Eastern Washington	Lumpkin, Pardon	27-55	.491	7-18	.389	11-13	.846	31	13	14	3	3	23	38	34	-	72
Northwestern	McIntosh, Law, Lindsey,	24-50	.480	9-20	.450	11-14	.786	31	14	16	4	3	22	32	36	-	68
at Butler	Lumpkin, Pardon	23-60	.383	7-23	.304	17-22	.773	32	7	8	5	5	20	29	41	-	70
Northwestern	McIntosh, Law, Lindsey,	27-56	.482	10-24	.417	13-16	.813	40	14	11	4	5	24	34	43	-	77
vs. Texas	Lumpkin, Pardon	19-51	.373	7-21	.333	13-27	.481	31	7	14	5	4	18	26	32	-	58
Northwestern	McIntosh, Law, Lindsey,	24-54	.444	11-19	.579	7-8	.875	37	15	15	6	2	17	34	32	-	66
vs. Notre Dame	Lumpkin, Pardon	22-53	.415	8-18	.444	18-24	.750	27	13	6	1	6	11	40	30	-	70
Northwestern	McIntosh, Law, Lindsey,	31-65	.477	8-22	.364	16-20	.800	40	25	9	12	7	11	38	48	-	86
Bryant	Lumpkin, Pardon	26-66	.394	9-26	.346	5-5	1.000	35	18	16	4	5	21	23	43	-	62
Northwestern	McIntosh, Law, Lindsey,	27-66	.409	6-26	.231	5-9	.556	37	18	10	6	9	17	30	35	-	65
Wake Forest	Lumpkin, Pardon	19-61	.311	5-21	.238	15-17	.882	48	10	19	2	5	16	31	27	-	58
Northwestern	McIntosh, Law, Lindsey,	26-60	.433	10-22	.455	18-24	.750	41	23	13	7	5	28	54	26	-	80
DePaul	Lumpkin, Benson	20-61	.328	2-20	.100	22-31	.710	42	11	12	5	8	22	18	46	-	64
Northwestern	McIntosh, Law, Lindsey,	27-61	.443	9-25	.360	20-24	.833	34	19	8	7	7	21	43	40	-	83
New Orleans	Lumpkin, Benson	18-49	.367	3-12	.250	10-19	.526	35	8	21	4	5	20	22	27	-	49
Northwestern	McIntosh, Law, Lindsey,	26-61	.426	8-27	.296	8-11	.727	33	20	8	7	4	14	29	39	-	68
Chicago State	Lumpkin, Benson	23-57	.404	13-26	.500	5-8	.625	40	9	16	5	6	15	21	43	-	64
Northwestern	McIntosh, Law, Lindsey,	21-51	.412	8-24	.333	17-26	.654	44	14	14	6	4	21	40	27	-	67
vs. Dayton	Lumpkin, Benson	18-55	.327	9-25	.360	19-26	.731	30	11	9	4	11	24	17	47	-	64

ACTIVE TEAM LEADERS

POINTS

Bryant McIntosh.....	946
Scottie Lindsey.....	497
Sanjay Lumpkin.....	471
Vic Law.....	388

REBOUNDS

Sanjay Lumpkin.....	516
Bryant McIntosh.....	218
Vic Law.....	208
Gavin Skelly.....	195

ASSISTS

Bryant McIntosh.....	419
Sanjay Lumpkin.....	128
Scottie Lindsey.....	98
Vic Law.....	64

BLOCKED SHOTS

Gavin Skelly.....	49
Sanjay Lumpkin.....	40
Dererk Pardon.....	29
Scottie Lindsey.....	27

STEALS

Sanjay Lumpkin.....	80
Bryant McIntosh.....	46
Scottie Lindsey.....	36
Vic Law.....	33

3-POINT FIELD GOALS

Bryant McIntosh.....	100
Scottie Lindsey.....	86
Nathan Taphorn.....	77
Aaron Falzon.....	63

GAMES PLAYED

Sanjay Lumpkin.....	112
Nathan Taphorn.....	85
Bryant McIntosh.....	75
Scottie Lindsey.....	73

GAMES STARTED

Sanjay Lumpkin.....	101
Bryant McIntosh.....	73
Vic Law.....	30
Aaron Falzon.....	29

MISCELLANEOUS STATISTICS

INDIVIDUAL CAREER HIGHS

JORDAN ASH

Points 10 vs. Sacred Heart (12/21/15)
Rebounds 5 vs. Rutgers (2/27/16)
FG 3 (2x) last vs. Sacred Heart (12/21/15)
3-pt FG 2 (2x) last vs. MVSU (11/11/16)
FT 3 vs. Sacred Heart (12/21/15)
Assists 6 vs. Rutgers (2/27/16)
Steals 1 (2x) last vs. Michigan St. (1/28/16)
Minutes 17 (2x) last vs. Sacred Heart (12/21/15)

BARRET BENSON

Points 5 vs. DePaul (12/3/16)
Rebounds 3 (3x) last vs. Dayton (12/17/16)
FG 2 (2x) last vs. New Orleans (12/11/16)
3-pt FG none
FT 3 vs. Chicago State (12/14/16)
Assists 1 vs. Dayton (12/17/16)
Steals 1 (2x) last vs. New Orleans (12/11/16)
Minutes 20 vs. DePaul (12/3/16)

ISIAH BROWN

Points 11 (2x) last vs. E. Wash. (11/14/16)
Rebounds 3 vs. MVSU (11/11/16)
FG 4 vs. Texas (11/21/16)
3-pt FG 2 vs. Texas (11/21/16)
FT 5 vs. MVSU (11/11/16)
Assists 4 vs. MVSU (11/11/16)
Steals 2 (2x) last vs. Bryant (11/25/16)
Minutes 20 (2x) last vs. Dayton (12/17/16)

AARON FALZON

Points 20 (2x) last at Minnesota (1/9/16)
Rebounds 7 vs. Ohio State (1/6/16)
FG 8 vs. UMass Lowell (11/13/15)
3-pt FG 6 at Minnesota (1/9/16)
FT 6 vs. Maryland (1/2/16)
Assists 4 vs. Michigan (3/10/16)
Steals 1 (7x) last vs. Michigan St. (1/28/16)
Minutes 35 (2x) last vs. Michigan St. (1/28/16)

CHARLIE HALL

Points none
Rebounds none
FG none
3-pt FG none
FT none
Assists none
Steals none
Minutes 4 vs. Sacred Heart (12/21/15)

VIC LAW

Points 26 vs. E. Wash. (11/14/16)
Rebounds 11 vs. Penn State (2/21/15)
FG 9 vs. Bryant (11/25/16)
3-pt FG 5 at Butler (11/16/16)
FT 9 vs. E. Wash. (11/14/16)
Assists 5 vs. DePaul (12/3/16)
Steals 3 vs. Michigan State (2/10/15)
Minutes 38 vs. Michigan (3/3/15)

SCOTTIE LINDSEY

Points 26 vs. New Orleans (11/28/15)
Rebounds 7 (2x) last at Butler (11/16/16)
FG 9 vs. New Orleans (11/28/15)
3-pt FG 6 vs. New Orleans (11/28/15)
FT 4 vs. E. Wash. (11/14/16)
Assists 7 (2x) last vs. DePaul (12/3/16)
Steals 2 (9x) last vs. Dayton (12/17/16)
Minutes 38 vs. Iowa (2/15/15)

SANJAY LUMPKIN

Points 15 at Brown (11/17/14)
Rebounds 14 vs. Dayton (12/17/16)
FG 5 (4x) last vs. Dayton (12/17/16)
3-pt FG 3 (2x) last at Maryland (1/25/15)
FT 5 vs. MVSU (11/11/16)
Assists 5 vs. MVSU (12/14/14)
Steals 5 vs. Iowa (1/25/14)
Minutes 43 vs. Purdue (1/21/14)

BRYANT MCINTOSH

Points 33 vs. Loyola (Md.) (12/27/15)
Rebounds 7 at Maryland (1/19/16)
FG 11 (2x) last vs. Loyola (Md.) (12/27/15)
3-pt FG 5 vs. Columbia (11/20/15)
FT 8 (2x) last vs. Loyola (Md.) (12/27/15)
Assists 13 vs. Rutgers (2/27/16)
Steals 4 vs. Fairfield (11/18/15)
Minutes 45 at DePaul (12/19/15)

DERERK PARDON

Points 28 at Nebraska (12/30/15)
Rebounds 14 vs. Ohio State (1/6/16)
FG 11 at Nebraska (12/30/15)
3-pt FG none
FT 6 at Nebraska (12/30/15)
Assists 2 vs. Wisconsin (1/12/16)
Steals 2 (2x) last vs. Notre Dame (11/22/16)
Minutes 36 vs. Texas (11/21/16)

GAVIN SKELLY

Points 15 (2x) last vs. DePaul (12/3/16)
Rebounds 9 vs. New Orleans (12/11/16)
FG 5 (2x) last vs. DePaul (12/3/16)
3-pt FG 1 (8x) last vs. New Orleans (12/11/16)
FT 5 (5x) last vs. New Orleans (12/11/16)
Assists 6 vs. Bryant (11/25/16)
Steals 3 vs. MVSU (12/14/14)
Minutes 29 vs. Wake Forest (11/28/16)

NATHAN TAPHORN

Points 18 vs. New Orleans (12/11/16)
Rebounds 6 (2x) last vs. New Orleans (12/11/16)
FG 7 (2x) last vs. New Orleans (12/11/16)
3-pt FG 4 vs. Notre Dame (11/22/16)
FT 3 vs. DePaul (12/3/16)
Assists 3 vs. MVSU (12/15/15)
Steals 2 at Stanford (11/14/13)
Minutes 27 vs. Missouri (11/28/13)

LED TEAM IN SCORING

	SEASON	CAREER
Bryant McIntosh	2	25
Vic Law	5	7
Scottie Lindsey	2	4
Aaron Falzon	0	3
Sanjay Lumpkin	1	1
Nathan Taphorn	1	1
Dererk Pardon	0	1

30+ POINT GAMES

	SEASON	CAREER
Bryant McIntosh	0	2

20+ POINT GAMES

	SEASON	CAREER
Bryant McIntosh	2	9
Vic Law	2	2
Scottie Lindsey	1	2
Aaron Falzon	0	2
Dererk Pardon	0	1

10+ POINT GAMES

	SEASON	CAREER
Bryant McIntosh	7	51
Scottie Lindsey	11	24
Vic Law	8	17
Sanjay Lumpkin	5	14
Nathan Taphorn	3	11
Dererk Pardon	2	5
Isiah Brown	3	3
Gavin Skelly	4	5
Jordan Ash	0	1

10+ REBOUND GAMES

	SEASON	CAREER
Sanjay Lumpkin	3	10
Dererk Pardon	2	4
Vic Law	0	1

10+ ASSIST GAMES

	SEASON	CAREER
Bryant McIntosh	0	4

DOUBLE-DOUBLES

	SEASON	CAREER
Sanjay Lumpkin	2	5
Dererk Pardon	1	2
Bryant McIntosh	0	1
Vic Law	0	1

Game 1

NU 94, Mississippi Valley State 63

Nov. 11, 2016 • Evanston, Ill.

Vic Law scored a career-high 18 points with six rebounds and Scottie Lindsey added 17 points and five boards as Northwestern swept aside Mississippi Valley State 94-63 in the season-opener for both teams at Welsh-Ryan Arena. Sanjay Lumpkin stuffed the stat sheet, recording 11 points, eight rebounds, and a pair each of blocks and assists, and Bryant McIntosh added 11 points and four assists. Ten of the 11 Wildcats who played scored multiple baskets as Northwestern racked up 21 assists. A 12-2 run gave Northwestern a 17-8 lead after five and a half minutes. Law's hot start included draining back-to-back threes, giving him 10 points and an assist after just six minutes. An 11-4 Northwestern run midway through the half gave the Wildcats a commanding 37-19 lead. Dererk Pardon showed his mettle in the middle, scoring at the rim on consecutive possessions. Lindsey knocked down a three just before the half to bring his game-leading total to 13, as Northwestern went into the half leading 46-28. Law again opened the second half just as hot as he had the first, finishing off an alley-oop from Isiah Brown, before adding a free throw and a three minutes later to put the #B1GCats ahead 57-35 four minutes into the half. Northwestern's defense continued to keep MVSU at bay in the second, holding the Delta Devils to just 37 percent shooting for the night. Additionally, the Wildcats turned 12 turnovers into 17 points. Freshman Isiah Brown posted 11 points and four assists in his collegiate debut while Gavin Skelly enjoyed a solid all-around game with 7 points, 5 rebounds, 3 assists and a career-high 4 blocked shots. Northwestern shot 50 percent from the field in winning its ninth straight season-opener.

Miss. Valley State 63 • 0-1

#	Player	FG		3-Ptr		Rebounds			PF	TP	A	TO	Bk	Stl	Min
		F	A	F	A	Off	Def	Total							
22	Michael Matlock	f	0-4	0-0	4-7	1	3	4	1	4	0	1	0	0	21
21	Terence Taylor	c	0-2	0-0	0	2	1	3	2	0	0	0	0	1	10
1	Marcus Romain	f	5-8	3-4	3-8	0	2	2	4	16	4	6	0	1	29
24	Isaac Williams	g	4-14	1-5	0-0	1	1	2	0	9	0	0	0	1	30
5	Rashawn Surles	g	0-3	0-0	0-0	0	1	1	0	0	3	1	2	1	18
6	Vacha Vaughn	g	1-1	0-0	0-0	0	3	3	1	2	0	0	0	1	10
12	Lorenzo Hunt	g	0-0	0-0	0-0	0	0	0	0	0	0	0	0	0	1
15	Hasaan Buggs	g	1-4	0-0	1-2	1	1	2	2	3	0	3	0	0	15
2	Ronald Strother	g	0-1	0-1	0-0	0	0	0	0	2	0	0	0	0	6
25	Jevon Smith	g	1-4	0-0	0-0	0	1	1	1	2	1	0	1	0	8
3	Darrell Riley	g	3-8	1-2	4-7	0	3	3	1	11	2	1	0	1	26
32	Amos Given	g	5-7	0-0	1-2	0	3	3	3	11	1	0	0	2	17
33	Jamal Watson	g	2-3	0-0	1-3	2	5	4	5	0	0	0	0	1	9
Team						1	2	3							
Totals			22-59	5-14	14-29	9	23	32	22	63	11	12	4	9	200

FG % 1st Half: 11-29 37.9% 2nd half: 11-30 36.7% Game: 22-59 37.3%
3FG % 1st Half: 3-6 50.0% 2nd half: 2-8 25.0% Game: 5-14 35.7%
FT % 1st Half: 3-5 60.0% 2nd half: 11-24 45.8% Game: 14-29 48.3%

Northwestern 94 • 1-0

#	Player		Total		3-Ptr		Rebounds			PF	TP	A	TO	Bk	Stl	Min
			FG	FGA	FG	FGA	FT	FTA	Off							
34	Lumpkin, Sanjay	f	3-4	0-1	5-6	3	5	8	2	11	2	1	2	0	24	
4	Law, Vic	f	7-10	3-4	1-7	3	3	6	2	18	4	0	5	2	26	
5	Pardon, Dererk	c	2-6	0-0	0-1	3	4	7	2	4	0	0	0	0	21	
20	Lindsey, Scottie	g	6-13	3-6	2-2	0	5	5	2	17	2	1	1	0	29	
30	McIntosh, Bryant	g	4-10	1-6	2-2	0	2	2	4	11	4	2	0	1	29	
12	Brown, Isiah	g	3-8	0-1	5-6	1	2	3	3	11	4	3	0	1	18	
23	Ash, Jordan	g	2-3	2-2	0-0	0	0	0	0	6	0	0	0	0	4	
25	Benson, Barret	g	2-3	0-0	0-0	1	1	2	2	4	0	0	0	0	6	
4	Vophorn, Nathan	g	1-5	1-3	0-0	0	3	3	4	5	0	0	0	0	12	
35	Falzon, Aaron	g	0-1	0-1	0-0	0	1	1	0	0	2	1	0	0	10	
44	Skelly, Gavin	g	1-2	1-2	4-4	1	4	5	7	5	3	0	4	1	21	
	Team					2	5	7								
Totals			32-64	11-26	19-45	14	36	50	25	94	21	7	7	5	200	

FG % 1st Half: 14-30 46.7% 2nd half: 18-34 52.9% Game: 32-64 50.0%
3FG % 1st Half: 7-17 41.2% 2nd half: 4-9 44.4% Game: 11-26 42.3%
FT % 1st Half: 11-16 68.8% 2nd half: 8-13 61.5% Game: 19-29 65.5%

Officials: Rob Riley, Kelly Pfeiffer, Steve Honacki
Technical fouls: Miss. Valley State-None. Northwestern-None.
Attendance: 6056

Vic Law - New career high in scoring.

Score by periods	1st	2nd	Total
Miss. Valley State	28	35	63
Northwestern	46	48	94

Points	In	Off	2nd	Fast	Bench
MVSU	22	17	9	6	33
NU	40	19	14	6	33

Game 2

NU 86, Eastern Washington 72

Nov. 14, 2016 • Evanston, Ill.

Five Wildcats scored in double-figures as Northwestern won the first game of the Legends Classic 86-72 against Eastern Washington at Welsh-Ryan Arena. Vic Law led the way with a new career-high 26 points, topping his previous high of 18 set last Friday. Bryant McIntosh added 18 points and 7 assists. Dererk Pardon contributed 12 points, 5 rebounds, and a career-high 5 blocks while Scottie Lindsey posted 12 points, 6 rebounds and 6 assists. The Wildcats were the first to attack, opening the game on a 24-9 run. Law went on a 7-0 run of his own, hitting a floater, three-pointer, and two free throws in the process. He led Northwestern with 14 points in the first half. The first half contained a big run by each team, however, as Eastern Washington responded strongly, going on a 15-8 run of their own. The Eagles were ignited by junior Bogdan Bliznyuk, who led all scorers with 20 first-half points. Lindsey put in a wide-open layup off a feed from McIntosh just before the buzzer putting Northwestern's halftime lead at 46-38. The Wildcats benefited from their ability to contain Bliznyuk in the second half, holding him to just five points, after he anchored the Eagle's offense early on. With the Eagles' best player stagnant, and the Wildcats working together as a team, Eastern Washington could never gain enough momentum to close the gap. Northwestern dished out 17 assists with only 5 turnovers in the contest while connecting on 23 of 26 attempts from the free throw line.

Eastern Washington 72 • 1-1

#	Player	FG	Total	3-Ptr	Rebounds	PF	TP	A	TO	Bk	Stl	Min			
		FG-FGA	FG-FTA	FT-FTA	Off Def Tot										
24	WILEY, Jacob	f	8-11	0-0	3-3	1	4	5	5	1	1	29			
4	HUNT, Jesse	f	0-4	0-3	0-0	0	0	0	1	0	0	13			
44	VON HOFFE, Felix	f	1-5	1-3	3-3	0	3	3	2	6	0	0	31		
32	BLIZNYUK, Bogdan	g	10-19	3-5	2-2	2	3	5	3	25	4	5	1	37	
4	WASHINGTON, Sir	g	3-5	0-0	0-0	1	1	2	3	6	2	0	0	26	
0	HARRELL, Julian	g	1-5	1-4	0-0	0	2	2	3	3	0	0	0	20	
13	VULKIC, Luka	g	0-1	0-0	0-0	0	4	4	0	0	3	2	0	1	15
34	PEATLING, Mason	g	3-4	1-2	3-5	2	2	4	2	10	0	0	1	0	13
2	GIBSON, Ty	g	1-1	1-1	0-0	0	2	2	4	3	0	1	0	0	13
20	BENZEL, Cody	g	0-0	0-0	0-0	0	0	0	0	0	0	0	0	0	3
Team															
		27-55		7-18		11-13		9		32		31		72	

FG % 1st Half: 14-28 50.0% 2nd half: 13-27 48.1% Game: 27-55 49.1%
3FG % 1st Half: 4-9 44.4% 2nd half: 3-9 33.3% Game: 7-18 38.9%
FT % 1st Half: 6-6 100.0 2nd half: 5-7 71.4% Game: 11-13 84.6%

Northwestern 86 • 2-0

		Total		3-Ptr		Rebounds									
#	Player	FG	FTA	FG	FTA	Off	Def	Total	PF	TP	A	TO	Bk	Stl	Min
23	Lumpkin, Sanjay	f	1-1	1-1	0-1	0	3	3	4	3	2	0	1	0	23
4	Latall, Vic	f	7-13	3-4	9-10	2	4	2	4	26	0	0	0	1	0
5	Pardon, Dererk	c	4-5	0-0	4-5	3	2	5	3	12	0	1	5	1	31
20	Lindsey, Scottie	g	4-11	0-2	4-4	1	5	6	2	12	6	1	0	2	33
30	McIntosh, Bryant	g	8-17	0-1	2-2	0	1	1	1	18	7	1	0	0	37
12	Brown, Isiah	g	3-10	1-4	4-4	0	2	2	0	11	1	1	0	2	19
23	Taphorn, Nathan	g	0-0	0-0	0-0	0	0	0	1	0	0	0	0	0	1
35	Falzon, Aaron	g	0-1	0-1	0-0	0	0	0	1	0	1	0	0	0	4
44	Skelly, Gavin	g	2-2	0-0	0-0	2	2	4	4	4	0	1	0	1	15
		Team													
Totals		29-60		5-13		23-26		11		20		31		86	

FG % 1st Half: 15-33 45.5% 2nd half: 14-27 51.9% Game: 29-60 48.3%
3FG % 1st Half: 4-10 40.0% 2nd half: 1-3 33.3% Game: 5-13 38.5%
FT % 1st Half: 12-13 92.3% 2nd half: 11-13 84.6% Game: 23-26 88.5%

Officials: Larry Sciroto, Chris Beaver, Donnie Eppley
Technical fouls: Eastern Washington-None. Northwestern-None.
Attendance: 5604

LEGENDS CLASSIC - EVANSTON REGIONAL ROUND - GAME 1

Law-New career high in points. Prev 18 vs MVSU 11/11/16

Score by periods	1st	2nd	Total
Eastern Washington	38	34	72
Northwestern	46	40	86

Points	In	Off	2nd	Fast	Bench
EWU	32	11	7	2	11
NU	40	19	13	10	15

Game 3

Butler 70, NU 68

Nov. 16, 2016 • Indianapolis, Ind.

Vic Law scored 17 points, but Northwestern was clipped at the buzzer by Butler, 70-68, at Hinkle Fieldhouse. Kamar Baldwin's stepback jumper with 0.4 seconds remaining broke a tie score and was the difference. The contest featured 17 ties and 16 lead changes. Bryant McIntosh (12), Scottie Lindsey (10) and Sanjay Lumpkin (10) joined Law in double figures for the 'Cats. The Wildcats' solid defensive start saw them hold Butler to just six field goals in their first 23 attempts. With the score tied at 29 with just over a minute to go, Law drilled his third triple of the stanza in as many attempts helping the Wildcats take a 32-29 lead into the intermission. Both offenses came out on fire to open the second half with Kelan Martin scoring eight points in the first four minutes for Butler and Lindsey tallying five for the 'Cats. Law drained his fourth 3-pointer in as many tries as NU went up 42-39. However, Martin stayed red-hot, hitting his third trey of the half, putting the Bulldogs up 46-42. Butler's lead spanned between three and five points for a five-minute span but a 3-pointer by Gavin Skelly with 7:07 to go put NU in front before Law's fifth triple made it 60-54 with just under six minutes left. However, a 13-5 run by the hosts but the Bulldogs up by two before a layup by Lumpkin knotted the score at 67 with 1:42 remaining. Skelly hit one free throw with 1:03 remaining before Andrew Chrabascz also split a pair to tie the game for the 17th time with 53.4 seconds left. Following an NU turnover on the other end, Butler called a timeout, setting up the Bulldogs' game-winner.

Northwestern 68 • 2-1

#	Player	F	Total			3-Ptr		Rebounds			PF	TP	A	TO	Bk	Stl	Min
			FG	FGA	FG%	FTA	FT%	Off	Def	Tot							
04	Law, Vic	f	6-8	5-6	0-0	1	5	6	4	17	0	3	0	1	32		
34	Lumpkin, Sanjay	f	4-8	0-2	2-2	1	4	5	3	10	2	1	0	1	31		
05	Pardon, Dererk	c	2-3	0-0	4-4	1	3	4	5	8	1	1	1	0	26		
20	Lindsey, Scottie	g	4-12	1-4	1-1	0	7	7	1	10	3	3	0	0	32		
30	McIntosh, Bryant	g	4-9	1-2	3-4	0	0	0	2	12	5	0	1	0	36		
12	Brown, Isiah	g	3-7	1-4	0-0	0	1	1	2	7	1	2	0	0	12		
25	Benson, Barret	g	0-0	0-0	0-0	0	0	0	1	0	0	0	0	0	1		
32	Taphorn, Nathan	g	0-0	0-0	0-0	0	1	1	0	0	0	0	0	0	2		
35	Falzon, Aaron	g	0-1	0-1	0-0	0	1	1	0	0	0	0	0	0	6		
44	Skelly, Gavin	g	1-2	1-1	1-3	2	2	4	4	4	2	1	1	0	22		
Team			24-50	9-20	11-14	7	23	68	34	16	4	2	1	0	388		

FG % 1st Half: 11-24 45.8% 2nd half: 13-26 50.0% Game: 24-50 48.0%
3FG % 1st Half: 4-10 40.0% 2nd half: 5-10 50.0% Game: 9-20 45.0%
FT % 1st Half: 6-8 75.0% 2nd half: 5-6 83.3% Game: 11-14 78.6%

Butler 70 • 2-0

Game 4

NU 77, #22/21 Texas 58

Nov. 21, 2016 • Brooklyn, N.Y.

Northwestern knocked off No. 22/21 Texas, 77-58, in the Legends Classic to advance to the championship game at Barclays Center. Junior Bryant McIntosh scored a game-high 20 points to lead four Northwestern players that tallied double-figures. Scottie Lindsey scored 16 points and Isiah Brown chipped in 10, while Dererk Pardon recorded his first double-double of the season on 10 points and 11 rebounds. Northwestern put together a complete game, shooting 48.2-percent (27-of-56) from the field and holding Texas to just 37.3-percent (19-of-51) shooting. NU forced 14 turnovers and grabbed 40 rebounds, 10 of which came on the offensive end. Northwestern set the tone of the game early by jumping out to an 11-0 lead. The #B1GCats high level of play was not limited to the offensive end as the team forced five turnovers on Texas' first six possessions. With Northwestern leading 15-5 at the 12:01 mark of the first half, Texas' Andrew Jones drilled a 3-pointer that jump-started a 15-5 run for the Longhorns to pull the score even at 20-20. Following the Longhorns' surge, Northwestern settled down and retook control of the game. Lindsey and Taphorn combined for eight points over the final 3:48 of the first half and Northwestern kept Texas out of the score column during that period to take a 34-26 lead into the locker room. The Wildcats started the second half much like how they started the game. Sanjay Lumpkin scored five straight points to help Northwestern go on a 10-1 run to start the half. Northwestern did not take its foot off the gas for the remainder of the game.

Texas 58 • 3-1

#	Player	FG	FGA	3-PT	3-PTA	FT	FTA	Rebounds	PF	TP	A	TO	Bk	Stl	Min
22	ALLEN, Jarrett	f	2-6	0-0	1-3	2	3	5	2	5	1	5	0	0	23
32	CLEAR, Shaquille	f	1-6	0-0	0-0	2	3	5	2	2	0	1	1	1	17
05	YANCY, Kendal	f	2-4	1-2	0-1	1	1	2	2	5	0	2	0	0	24
10	DAVIS JR., Eric	g	3-9	1-5	2-4	0	4	4	1	9	2	0	0	0	33
12	ROACH JR., Kerwin	g	2-7	0-3	3-6	0	5	5	3	7	3	2	1	2	27
00	MACK, Tevin	g	5-9	3-6	5-10	3	1	4	2	18	0	1	1	1	29
01	JONES, Andrew	g	3-8	1-3	2-2	0	1	1	2	9	0	1	1	0	18
03	YOUNG, Jacob	g	1-2	1-2	0-1	0	0	0	2	3	0	0	0	0	8
04	BANKS, James	g	0-0	0-0	0-0	0	2	3	0	1	0	1	0	0	21
Team								2	1	3					
Totals		19-51	7-21	13-27	10	21	31	18	58	7	14	5	4	200	

FG % 1st Half: 9-26 34.6% 2nd half: 10-25 40.0% Game: 19-51 37.3%
3FG % 1st Half: 5-13 38.5% 2nd half: 2-8 25.0% Game: 7-21 33.3%
FT % 1st Half: 3-9 33.3% 2nd half: 10-18 55.0% Game: 13-27 48.1%

Northwestern 77 • 3-1

#	Player	FG	FGA	3-PT	3-PTA	FT	FTA	Rebounds	PF	TP	A	TO	Bk	Stl	Min
04	LAW, Vic	f	2-4	1-2	4-4	0	3	3	5	9	0	2	0	2	19
34	Lumpkin, Sanjay	f	2-3	1-1	0-0	1	4	5	3	5	2	1	0	0	26
05	PARDON, Dererk	c	4-7	0-0	2-5	6	5	11	3	10	1	0	2	0	36
20	Lindsey, Scottie	g	6-12	3-7	1-1	0	4	4	0	16	1	4	1	1	29
30	McIntosh, Bryant	g	7-18	2-7	4-4	0	1	1	2	20	5	1	0	2	37
12	Brown, Isiah	g	4-8	2-5	0-0	1	0	1	4	10	1	3	0	0	20
23	Ash, Jordan	g	0-0	0-0	0-0	0	0	0	0	0	0	0	0	0	0+
25	Benson, Barret	g	1-1	0-0	0-0	0	1	2	0	2	0	0	0	0	4
31	Taphorn, Nathan	g	1-2	1-2	0-0	0	2	3	0	1	3	1	0	0	16
44	Skelly, Gavin	g	0-1	0-0	2-2	1	5	6	4	2	3	0	1	0	13
Team								1	3	4					
Totals		27-56	10-24	13-16	10	30	40	24	77	14	11	4	5	200	

FG % 1st Half: 13-32 40.6% 2nd half: 14-24 58.3% Game: 27-56 48.2%
3FG % 1st Half: 5-13 38.5% 2nd half: 5-11 45.5% Game: 10-24 41.7%
FT % 1st Half: 3-4 75.0% 2nd half: 10-12 83.3% Game: 13-16 81.3%

Officials: Brian O'Connell, John Gaffney, Clarence Armstrong
Technical fouls: Texas-BANKS, James; MACK, Tevin. Northwestern-LAW, Vic.

Attendance: 6780
LEGENDS CLASSIC - SEMIFINAL GAME 2

Score by periods	1st	2nd	Total
Texas	26	32	58
Northwestern	34	43	77

Last FG - UT 2nd-02:37, NU 2nd-00:35.
Largest lead - UT by 1 1st-07:07, NU by 20 2nd-00:35.
UT led for 03:23. NU led for 34:33. Game was tied for 02:04.

Points In Off 2nd Fast
UT 22 9 6 2 30
NU 32 11 18 7 17
Score tied - 1 time.
Lead changed - 4 times.

Game 5

Notre Dame 70, NU 66

Nov. 22, 2016 • Brooklyn, N.Y.

Northwestern overcame a 12-point deficit in the second half, but it was not enough as Notre Dame hung on to win the Legends Classic title, 70-66, at Barclays Center. Scottie Lindsey led the Wildcats with 18 points, while Vic Law chipped in 14 and Nathan Taphorn had a season-high 12. Dererk Pardon blocked a career-best 6 shots. After Notre Dame built a 9-6 lead to start the game, Lindsey scored eight consecutive points to put the #B1GCats in front, 14-12, at the 14:15 mark of the first half. Notre Dame countered with an 8-0 run to take the lead and the Fighting Irish held that lead until 6:43 of the second half. Law chipped in nine points in the first half to pair with Lindsey's 11 to keep the Wildcats within two-possession at the break, 40-34. The game of runs continued in the second half as the Fighting Irish started the period with an 8-2 run and eventually built a 50-40 lead. With 13:22 to play in the second half and the Wildcats trailing, 53-48, Law hit one of his two 3-pointers to jumpstart a 9-2 run and bring Northwestern within a point, 55-54. Freshman Isiah Brown hit a pair of free throws to tie the game, 58-58, with just over seven minutes to play in the contest. Taphorn and Bryant McIntosh then connected on back-to-back 3-pointers to give Northwestern it's largest lead of the game, 64-58, at the 6:17 mark. Seven straight points by Notre Dame gave the Fighting Irish a one-point lead, but a basket by McIntosh put the Wildcats back up by one. However, a three-point play by Matt Farrell and then two free throws by Farrell following a Northwestern miss on the other end sealed the win for the Fighting Irish.

Notre Dame 70 • 5-0

#	Player	FG	FGA	3-PT	3-PTA	FT	FTA	Rebounds	PF	TP	A	TO	Bk	Stl	Min
03	V.J. Beachem	f	3-11	1-4	4-7	1	1	2	1	11	0	1	1	1	35
23	Martinas Geben	f	1-1	0-0	0-0	0	0	0	2	2	1	1	0	0	11
35	Bonzie Colson	f	4-13	1-3	4-6	4	7	11	1	13	2	0	0	1	38
05	Matt Farrell	g	5-11	2-4	6-6	1	2	3	2	18	6	1	0	1	34
32	Steve Vasturia	g	6-11	3-5	3-3	1	7	8	2	18	3	2	0	3	35
00	Rex Pflueger	g	0-2	0-0	0-0	1	1	2	3	0	1	0	0	0	19
01	Austin Torres	g	2-2	0-0	1-2	0	0	0	0	5	0	0	0	0	8
02	T.J. Gibbs	g	0-0	0-0	0-0	0	0	0	0	0	0	0	0	0	10
04	Matt Ryan	g	1-2	1-2	0-0	0	0	0	0	0	0	0	0	0	10
Team								1	0	1					
Totals		22-53	8-18	18-24	9	18	27	11	70	13	6	1	6	200	

FG % 1st Half: 12-24 50.0% 2nd half: 10-29 34.5% Game: 22-53 41.5%
3FG % 1st Half: 6-10 60.0% 2nd half: 2-8 25.0% Game: 8-18 44.4%
FT % 1st Half: 10-13 76.9% 2nd half: 6-11 72.7% Game: 18-24 75.0%

Northwestern 66 • 3-2

#	Player	FG	FGA	3-PT	3-PTA	FT	FTA	Rebounds	PF	TP	A	TO	Bk	Stl	Min
04	LAW, Vic	f	6-12	2-4	0-0	1	6	7	2	14	2	2	0	0	33
34	Lumpkin, Sanjay	f	1-1	0-0	0-0	1	3	4	3	2	1	1	0	0	17
05	PARDON, Dererk	c	3-4	0-0	0-0	2	4	6	2	6	3	0	6	2	35
20	Lindsey, Scottie	g	6-8	3-3	3-4	2	4	3	18	3	0	0	0	0	28
30	McIntosh, Bryant	g	3-18	1-3	0-0	1	0	1	0	7	4	4	0	0	35
12	Brown, Isiah	g	0-1	0-0	4-4	0	2	2	3	4	0	1	0	0	12
23	Ash, Jordan	g	1-2	1-2	0-0	0	3	3	1	3	1	0	0	0	9
32	Taphorn, Nathan	g	4-6	4-5	0-0	2	3	5	1	12	1	2	0	0	21
44	Skelly, Gavin	g	0-2	0-0	0-0	0	2	3	0	0	0	0	0	0	10
Team								3	2	5					
Totals		24-54	11-19	7-8	12	25	37	17	66	15	15	6	2	200	

FG % 1st Half: 13-26 50.0% 2nd half: 11-28 39.3% Game: 24-54 44.4%
3FG % 1st Half: 5-9 55.6% 2nd half: 6-10 60.0% Game: 11-19 57.9%
FT % 1st Half: 3-3 100.0 2nd half: 4-5 80.0% Game: 7-8 87.5%

Officials: Roger Ayers, Jeff Anderson, Tim Comer
Technical fouls: Notre Dame-None. Northwestern-None.
Attendance: 5711
2016 Legends Classic-Championship Game
Legends Classic MVP - Matt Farrell (Notre Dame)
Legends Classic All-Tournament Team - Derrick White (CU), Vic Law (NU),
Scottie Lindsey (NU), Steve Vasturia (ND), Matt Farrell (ND)

Score by periods	1st	2nd	Total
Notre Dame	40	30	70
Northwestern	34	32	66

Last FG - ND 2nd-00:14, NU 2nd-00:39.
Largest lead - ND by 12 2nd-18:01, NU by 6 2nd-06:16.
ND led for 30:28. NU led for 05:25. Game was tied for 04:05.

Points In Off 2nd Fast
NU 22 10 5 2 35
ND 18 5 12 5 19
Score tied - 5 times.
Lead changed - 8 times.

Game 6

NU 86, Bryant 66

Nov. 25, 2016 • Evanston, Ill.

Northwestern opened a five-game homestand by topping Bryant, 86-66, in the final game of the 2016 Legends Classic at Welsh-Ryan Arena. Vic Law was Northwestern's leading scorer for the fourth time this season by scoring a team-high 22 points, while Scottie Lindsey chipped in a season-high 20 points and Gavin Skelly tallied a career-high 15. Northwestern matched a school record with 12 blocked shots in the contest, as Law turned away a career-high four shot attempts and Skelly recorded three blocks. Bryant was led by Nisre Zouzoua, who shot 9-of-19 from the field to score a game-high 24 points, while Adam Grant chipped in 19 points. As a team, Northwestern shot 47.7-percent from the field on 31-of-65 shooting. The 31 field goals made were one shy of its season-high mark and the 65 shot attempts were the most it has taken in a game this season. Northwestern held control of Friday's game from the opening tip. Lindsey scored the Wildcats' first five points of the game and helped NU build a 17-5 lead just seven minutes into the contest. Lindsey hit one of his three 3-pointers with 6:22 left in the first half to put the 'Cats up, 32-11, and give NU its largest lead of the first half. The Wildcats were good with the basketball in their hands in the opening 20 minutes, recording 13 assists to only four turnovers. Northwestern would go on to tally a season-high 25 assists in the game. Northwestern held a 38-23 lead at the break. Bryant showed energy by starting the second half with five-straight points and eventually closing the deficit to three points when Zouzoua hit a triple to make it, 42-39, with 15:29 to play. That was as close as Bryant would come to catching Northwestern, as the Wildcats answered with a 16-2 run to bust the game wide open and eventually go on to win, 86-66.

Bryant 66 • 2-4

#	Player	FG	FGA	3-PT	3-PTA	FT	FTA	Rebounds	PF	TP	A	TO	Bk	Stl	Min
22	GARVIN, Dan	f	1-2	0-0	0-0	2	4	6	3	2	0	3	0	1	28
12	PETTYWAY, Marcel	c	2-7	0-0	0-0	0	0	0	2	6	8	2	4	1	28
0	NDUGBA, Ikenna	g	2-6	0-1	0-0	1	2	4	4	7	3	0	1	24	
15	GRANT, Adam	g	6-10	3-6	4-4	0	3	3	2	19	4	2	1	0	35
2	ZOUZOUA, Nisre	g	9-19	5-11	1-1	0	1	1	3	24	0	0	1	1	35
1	WARE, Hunter	g	1-7	0-2	0-0	1	2	3	2	2	2	1	0	1	20
10	McHUGH, Taylor	g	0-0	0-0	0-0	1	1	1	0	1	1	0	0	0	3
20	RILEY, Gus	g	0-2	0-2	0-0	1	1	2	2	0	0	1	3	0	6
1	JOHNSON, Tanner	g	0-0	0-0	0-0	0	0	0	0	0	0	0	0	0	1
3	KOSTUR, Bosko	g	1-1	0-0	0-0	1	1	2	0	2	0	0	0	0	1
5	TOE, Terrill	g	0-0	0-0	0-0	0	0	0	0	0	0	0	0	0	2
4	TOWNES, Sebastian	g	4-12	1-4	0-0	1	0	1	2	9	2	0	0	0	17
Team								4	2	6					
Totals		26-66	9-26	5-5	13	22	35	21	66	18	16	4	5	200	

FG % 1st Half: 10-28 35.7% 2nd half: 16-38 42.1% Game: 26-66 39.4%
3FG % 1st Half: 1-8 12.5% 2nd half: 8-18 44.4% Game: 9-26 34.6%
FT % 1st Half: 2-2 100.0 2nd half: 3-3 100.0 Game: 5-5 100.0

Northwestern 86 • 4-2

3FG % 1st Half: 1-8 12.5%		2nd half: 8-18 44.4%		Game: 9-26 34.6%		Rebounds	
FT % 1st Half: 2-2 100%		2nd half: 3-3 100.0		Game: 5-5 100.0			

Northwestern 86 • 4-2															
#	Player	FG	FGA	3-PT	3-PTA	FT	FTA	Rebounds	PF	TP	A	TO	Bk	Stl	Min
								Off	Def	Total					
34	Lumpkin, Sanjay	f	1-2	0-0	1-2	2	4	6	2	3	1	0	0	0	22
4	Law, Vic	f	9-16	3-7	1-2	0	5	5	0	22	3	1	4	1	35
5	Pardon, Dererk	c	0-0	0-0	2-8	10	1	6	1	0	2	0	0	0	27
20	Lindsey, Scottie	g	7-11	3-5	3-3	2	2	4	3	20	6	0	2	2	25
30	McIntosh, Bryant	g	3-11	0-5	2-2	0	1	1	8	5	4	1	1	3	33
10	Hall, Charlie	g	0-1	0-1	0-0	0	0	0	0	0	0	0	0	0	1
12	Brown, Isiah	g	2-6	1-1	3-4	1	1	2	1	8	3	2	0	2	18
23	Ash, Jordan	g	0-0	0-0	0-0	0	0	0	0	0	0	0	0	0	3
25	Benson, Barrett	g	0-0	0-0	1-2	1	0	1	1	1	0	0	0	0	3
32	McIntosh, Nathan	g	0-0	0-0	1-2	0	0	1	1	0	0	0	0	0	3
34	Skelley, Gavin	g	5-9	0-1	5-5	1	5	6	1	15	6	3	0	2	26

Game 7

NU 65, Wake Forest 58

Nov. 28, 2016 • Evanston, Ill.

Bryant McIntosh poured in 19 second-half points to lead a surging Northwestern past Wake Forest, 65-58, in the ACC/B1G Challenge. He finished with a game-high 23 points. The 'Cats relied on a staunch defensive effort led by Lumpkin, who had seven rebounds, three steals and one block. NU held the Demon Deacons to just 31.1 percent shooting for the game. The Wildcats got off to a slow start and the Demon Deacons took advantage, opening the game on a 12-5 run. Northwestern responded with an 11-2 run ignited by a Vic Law three, taking a 16-14 lead at the 12-minute mark. It was Wake Forest's turn to strike again and it responded with a 10-0 run, retaking the lead 24-16. A Skelly three-pointer capped off a Northwestern 10-0 run to answer, putting NU back on top 26-24. The teams traded baskets in the final five minutes, and the Demon Deacons entered the half with a 31-30 lead. The teams went back and forth in the second half, but McIntosh started to take charge. At the 12-minute mark he went on a 6-0 run of his own, putting in three consecutive layups that put the 'Cats up 44-42 with 11 minutes to go. The game was tied at 53 with 3:25 left when McIntosh took over. He added eight more points in that final stretch, including a corner three as the shot clock expired to give the Wildcats a 61-55 lead with just one minute left. Lumpkin tacked on two breakaway layups in the final 20 seconds, capping off the victory. Northwestern made 50 percent of its shots in the second half, while holding Wake Forest to 27.3 percent. The 'Cats committed only 10 turnovers, compared to 19 from the Demon Deacons.

Game 8

NU 80, DePaul 64

Dec. 3, 2016 • Evanston, Ill.

Scottie Lindsey posted 19 points, 6 rebounds and a career-high-tying 7 assists and Northwestern used a huge first-half run in rolling to a dominating 80-64 win over DePaul at Welsh-Ryan Arena. NU led by as many as 39 points in the contest. The Wildcats got immediate offensive contributions from a pair of unlikely sources. Inserted into the starting lineup for the first time in his career, freshman center Barret Benson knocked down a pair of shots in the opening six minutes of the contest while Sanjay Lumpkin drilled two 3-pointers. With NU holding a 7-6 advantage early on, the second bucket of the game for each helped NU pull away. Where Benson and Lumpkin both kick-started the offense, Lindsey became a one-man wrecking crew. The junior wing knocked down four 3-pointers and scored 14 points during a 32-5 run over an eight-minute span that stretched Northwestern's advantage to 39-11 with eight minutes to go in the opening stanza. Lindsey would finish the opening stanza with 16 points while Lumpkin (11) and Gavin Skelly (10) joined him in double figures by the intermission as the 'Cats took a convincing 54-18 lead at the break. Northwestern limited DePaul to 24.1 percent shooting (7-29) over the opening 20 minutes of play while the Wildcats connected on 54.3 percent (19-35) of their attempts. The 'Cats hit on 7 of their 13 attempts from 3-point range while the Blue Demons failed to hit on any of their 11 shots from behind the arch. DePaul never threatened in the second half as four Northwestern players finished in double figures in the scoring column. Vic Law tallied 16 points while Skelly posted 15 and Lumpkin chipped in with 11.

Game 9

NU 83, New Orleans 49

Dec. 11, 2016 • Evanston, Ill.

Northwestern forced a season-high 21 turnovers and remained perfect at Welsh-Ryan Arena during the 2016-17 season by rolling to an 83-49 victory over New Orleans. Nathan Taphorn established a career high with 18 points off the bench while Scottie Lindsey scored 13 of his 16 points in the first half. The Wildcats got off to a solid start, jumping out to a 7-2 lead as Bryant McIntosh buried a 3-pointer before dishing out a pair of assists. Northwestern was stout defensively to begin the contest, limiting the Privateers to only two field goals while forcing seven turnovers over the opening 10 minutes of the stanza. Lindsey scored five points during an 11-2 run over a four-minute span that saw the 'Cats extend their advantage to 18-7. The lead was 24-15 when Northwestern gave itself some breathing room with yet another 11-2 run. Skelly sparked the run by knocking down a pair of free throws prior to grabbing an offensive rebound and kicking it out to a wide-open Taphorn for a triple. Following a New Orleans basket, Lindsey connected on three straight field goals, forcing the Privateers to burn a timeout as NU's lead grew to 37-18. Northwestern eventually took a 43-22 advantage into the intermission behind 13 points from Lindsey, while McIntosh (5 assists) and Taphorn contributed 7 points apiece. The 'Cats limited UNO to 31.8 percent shooting over the opening 20 minutes of play while forcing 11 turnovers by the Privateers. NU put the game away early on in the second half, out-scoring New Orleans 12-2 over the first four minutes of the stanza as the hosts stretched their lead to 31, 55-24. The run to open the half eventually grew to 22-2 over the opening 7:30 of the period with the advantage ballooning to 41, 65-24, with just under 13 minutes remaining and NU cruised the rest of the way.

Wake Forest 58 • 5-2

#	Player	Total		3-Ptr		Rebounds		PF	TP	A	TO	Bk	Stl	Min
		FG	FGA	FG	FGA	FT	FTA							
20	John Collins	f	6-13	0-0	0-2	8	8	16	3	12	0	1	2	27
34	Austin Ariens	f	1-4	0-2	3-3	2	1	3	1	5	1	0	0	1
44	Dinos Mitoglou	f	4-10	1-5	2-2	4	7	11	2	11	1	3	0	1
20	Mitchell Wolkow	g	1-5	1-4	2-2	0	1	1	2	5	0	0	0	24
13	Bryant Crawford	g	3-12	0-4	2-2	1	4	5	3	8	4	9	0	28
0	Brandon Childress		2-8	1-2	0-0	0	2	2	0	5	0	1	0	2
1	Keyshawn Woods		2-7	2-4	6-6	1	5	6	2	12	4	2	0	1
11	Greg McClinton		0-2	0-0	0	0	0	0	1	1	2	0	0	14
4	Doral Moore		0-0	0-0	0	0	0	0	1	0	1	0	0	5
Team						3	3							
Totals		19-61	5-21	15-17	19	29	48	16	58	10	19	2	5	200
FG % 1st Half: 10-28		35.7%	2nd half: 9-33	27.3%	Game: 19-61	31.1%	Deadball							
3FG % 1st Half: 2-9		22.2%	2nd half: 3-12	25.0%	Game: 5-21	23.8%	Rebounds							
FT % 1st Half: 9-9		100.0	2nd half: 6-8	75.0%	Game: 15-17	88.2%								

Northwestern 65 • 5-2

#	Player	Total		3-Ptr		Rebounds		PF	TP	A	TO	Bk	Stl	Min
		FG	FGA	FG	FGA	FT	FTA							
34	Lumpkin, Sanjay	f	4-7	0-2	2-2	5	2	7	1	10	3	1	1	3
4	Law, Vic	f	3-11	1-6	0-2	0	2	2	3	7	2	0	0	2
5	Pardon, Derek	c	1-2	0-0	0-0	3	3	6	4	2	1	1	2	16
20	Lindsey, Scottie	g	5-14	2-8	0-0	0	4	3	12	4	0	0	0	31
30	McIntosh, Bryant	g	10-16	2-3	1-2	1	3	4	3	23	2	2	0	34
12	Brown, Isaiah	g	0-4	0-1	0-0	0	0	0	0	0	1	1	0	7
23	Ash, Jordan		0-2	0-1	0-0	0	1	1	0	0	0	0	1	11
25	Benson, Barret		0-1	0-0	0-0	0	1	1	0	0	0	1	0	1
32	Taphorn, Nathan		0-1	0-1	0-0	0	0	0	0	0	1	1	0	5
44	Skelly, Gavin		4-8	1-4	2-3	2	4	6	3	11	4	3	2	29
Team						2	3							
Totals		27-66	6-26	5-9	13	24	37	17	65	18	10	6	9	200
FG % 1st Half: 12-36		33.3%	2nd half: 15-30	50.0%	Game: 27-66	40.9%	Deadball							
3FG % 1st Half: 4-14		28.6%	2nd half: 2-12	16.7%	Game: 6-26	23.1%	Rebounds							
FT % 1st Half: 2-5		40.0%	2nd half: 3-4	75.0%	Game: 5-9	55.6%								

Officials: Lamont Simpson, DJ Carstensen, Kelly Pfeiffer
Technical fouls: Wake Forest-None. Northwestern-None.
Attendance: 6386

Score by periods		1st	2nd	Total
Wake Forest		27	31	58
Northwestern		30	35	65

Last FG - WF 2nd-00:32, NU 2nd-00:12.
Largest lead - WF by 8 1st-07:56, NU by 7 2nd-00:12.
WF led for 19:20, NU led for 12:47. Game was tied for 07:53.

DePaul 64 • 4-2

#	Player	Total		3-Ptr		Rebounds		PF	TP	A	TO	Bk	Stl	Min
		FG	FGA	FG	FGA	FT	FTA							
10	McCallum,Tre'Darius	f	0-4	0-3	0-0	0	1	1	5	0	1	1	0	2
33	Hanel,Joe	f	3-5	0-0	5-6	3	4	7	3	11	1	1	2	0
44	CYRUS,Brandon	f	1-6	0-1	0-0	0	0	0	0	2	0	1	1	0
05	GARRETT,Billy	g	1-9	1-3	8-9	1	5	6	0	13	3	3	0	2
11	Cain, Eli	g	3-9	0-3	3-4	1	5	6	3	9	0	1	0	24
00	CURINGTON,R.J.		0-3	0-1	0-0	0	3	3	1	0	1	0	0	2
01	WOOD,Darrick		6-12	0-1	3-7	5	3	8	4	15	2	2	1	24
03	GAGE,Devlin		1-3	0-2	2-2	0	0	0	0	4	0	0	0	2
23	O'Chelberger,Al		0-0	1-2	0	0	0	1	1	0	0	0	0	7
44	Cook, Levi		2-2	0-0	0-1	1	1	2	3	4	1	3	1	0
5	Harrison-Docks,Chris		3-8	1-6	0-1	1	2	2	7	2	0	0	0	28
Team						3	4	7						
Totals		20-61	2-20	22-31	15	27	42	22	64	11	12	5	8	200
FG % 1st Half: 7-29		24.1%	2nd half: 13-32	40.6%	Game: 20-61	32.8%	Deadball							
3FG % 1st Half: 0-11		0.0%	2nd half: 9-23	39.1%	Game: 10-22	45.5%	Rebounds							
FT % 1st Half: 4-7		57.1%	2nd half: 18-24	75.0%	Game: 22-31	71.0%								

Northwestern 80 • 6-2

#	Player	Total		3-Ptr		Rebounds		PF	TP	A	TO	Bk	Stl	Min
		FG	FGA	FG	FGA	FT	FTA							
34	Lumpkin, Sanjay	f	4-7	2-2	1-1	3	7	10	4	11	2	1	3	0
4	Law, Vic	f	6-12	2-4	2-2	2	4	6	2	16	5	1	1	2
25	Benson, Barret	c	2-3	0-0	1-1	1	3	4	5	0	2	1	1	30
20	Lindsey, Scottie	g	7-16	5-8	0-0	1	5	6	1	19	7	2	0	24
30	McIntosh, Bryant	g	1-4	0-2	2-2	0	6	6	4	5	4	0	0	24
12	Brown, Isaiah	g	0-7	0-1	4-5	0	0	0	5	4	1	1	1	10
23	Ash, Jordan		0-2	0-2	0	0	1	1	2	0	1	0	0	7
32	Taphorn, Nathan		1-2	1-2	3-4	0	0	0	5	6	1	1	0	7
44	Skelly, Gavin		5-7	0-1	5-6	1	2	3	1	15	1	0	1	26
Team						1	5	6						
Totals		26-60	10-22	18-24	10	31	41	28	80	23	13	7	5	200
FG % 1st Half: 19-35		54.3%	2nd half: 7-25	28.0%	Game: 26-60	43.3%	Deadball							
3FG % 1st Half: 7-13		53.8%	2nd half: 3-9	33.3%	Game: 10-22	45.5%	Rebounds							
FT % 1st Half: 9-9		100.0	2nd half: 9-15	60.0%	Game: 18-24	75.0%								

Officials: Paul Szec, Steve McDunkins, Mike Eades
Technical fouls: DePaul-None. Northwestern-None.
Attendance: 6751

Score by periods		1st	2nd	Total
DePaul		18	46	64
Northwestern		54	26	80

Last FG - DePU 2nd-00:39, NU 2nd-01:37.
Largest lead - DePU None, NU by 39 2nd-15:51.
DePU led for 00:00, NU led for 39:03. Game was tied for 00:57.

New Orleans 49 • 4-4

#	Player	Total		3-Ptr		Rebounds		PF	TP	A	TO	Bk	Stl	Min	
		FG	FGA	FG	FGA	FT	FTA								Off
14	Thomas, Erik	f	7-13	1-1	2-3	4	6	10	1	17	2	5	0	1	36
22	Puou, Makur	f	1-5	0-0	1-2	1	2	3	4	3	0	0	1	0	0
25	Thibodeaux, Travin	f	4-8	0-0	2-4	2	2	4	5	10	0	4	0	2	21
1	Broyles, Trevin	g	0-2	0-1	2-4	0	2	3	2	2	6	0	1	0	33
5	Gill, Christopher	g	3-7	1-4	0-0	0	0	4	4	7	3	3	2	0	33
10	Cheeseman, A.J.		1-3	0-0	0-2	0	2	2	0	2	0	0	0	0	12
11	Zeno, Michael		0-3	0-0	1-2	0	0	0	1	1	0	2	0	0	12
13	Rosa, Jorge		0-1	0-1	0-0	0	0	0	0	0	0	0	0	0	2
15	Reed, Cameron		1-5	0-4	2-2	1	0	1	2	4	0	1	1	0	14
2	Edwards, Coleman		1-1	1-1	0-0	0	0	0	0	3	0	0	0	1	4
22	Olsen, Danny		0-0	0-0	0-0	0	0	0	0	0	0	0	0	0	0
23	Jiles, Matthew		0-0	0-0	0-0	0	0	0	0	0	1	0	0	0	3
4	Robinson, Bryson		0-1	0-0	0-0	0	1	1	0	0	0	0	0	0	2
	Team					4	2	6							
Totals			18-49	3-12	10-19	12	23	35	20	49	8	21	4	5	200
FG % 1st Half: 7-22 31.8%		2nd half: 11-27 40.7%		Game: 18-49 36.0%		Deadball									
3FG % 1st Half: 1-6 16.7%		2nd half: 2-6 33.3%		Game: 3-12 25.0%		Rebounds									
FT % 1st Half: 7-11 63.6%		2nd half: 10-17 58.8%		Game: 18-25 72.0%		Assists								5	

Game 10

NU 68, Chicago State 64

Dec. 14, 2016 • Evanston, Ill.

Northwestern fought off a surge by Chicago State to escape with a 68-64 win at Welsh-Ryan Arena. Vic Law paced the Wildcats with 18 points. Chicago State was able to hang around early in the contest by knocking down a trio of 3-pointers as the game was knotted 9-9 eight minutes into the contest. A quick 7-0 NU run over a span of 1:34 gave the hosts a bit of breathing room. The Cougars closed back within two, but an 11-0 run over a five-minute span behind six points by Law extended NU's advantage to 27-14 with five minutes left in the opening stanza. Northwestern would eventually take a 29-21 lead into the intermission. The Wildcats extended their advantage to 14, but Chicago State connected on four straight field goal attempts to cut the deficit in half and forcing Northwestern to take a timeout with 12:17 remaining. The Cougars' 10th 3-pointer of the night in 18 attempts eventually tied the game 46-46 at the midway point of the half before Chicago State went in front on a free throw by Fred Sims Jr. The Cougars were up by two before back-to-back buckets by Scottie Lindsey and McIntosh gave Northwestern a slim 54-52 edge with 6:07 to go. A trey by Law out of the corner just over a minute later extended the lead to five. Four straight points got the Cougars within one, but a big 3-pointer by McIntosh with 1:46 remaining made it a four-point game. Following a steal by Lindsey, McIntosh found Gavin Skelly under the basket for a layup to make it 64-58 with a minute left. A tough triple by Anthony Eaves got Chicago State back within three but the Wildcats broke the press and Lumpkin scored on a layup with 35.2 seconds left. McIntosh then sealed the win with two free throws with 19.1 seconds to go.

Game 11

NU 67, Dayton 64

Dec. 17, 2016 • Chicago, Ill.

Northwestern put together a magnificent first-half performance and then held on a late charge by Dayton to post a 67-64 victory at United Center. Sanjay Lumpkin recorded a double-double, tallying 14 points and a career-high 14 rebounds. The Wildcats surged early, locking down on Dayton defensively while tallying the first 11 points of the contest, forcing the Flyers to burn a timeout at the 16:21 mark. Lindsey got NU going by drilling a pair of 3-pointers in the opening three minutes of action. The Flyers crept back to within 13-8, but Isiah Brown pushed the lead back to eight with a triple. Taphorn got into the act with a trey of his own, igniting an 18-3 run that pushed the advantage to a 36-12 as the clock ticked under three minutes left in the first period. The Wildcats would take a convincing 40-17 lead into halftime, limiting Dayton to 14.3 percent (4-28) shooting from the field. Dayton was much more effective offensively to start the second half. The Flyers got as close as they had been all game when they connected on back-to-back 3-pointers to trim NU's advantage to 55-41 with 8:11 left. The Dayton run eventually reached 13 straight points and cut the Northwestern lead to nine before Vic Law hit one free throw to make it 56-46 with 5:51 to go. The Flyers closed the deficit further with 2:17 left when Scoochie Smith hit a free throw to make it 59-52. Dayton made it a four-point game on a 3-pointer by Smith, but a cold-blooded jumper by McIntosh pushed the lead to six with a minute remaining. Dayton got within three with 9.2 seconds remaining, but McIntosh hit two from the line with 7.8 seconds to go to seal the win.

Chicago State 64 • 3-7

#	Player	Total		3-Ptr		Rebounds		PF	TP	A	TO	Blk	Stl	Min		
		FG	FGA	FG	FGA	FT	FTA									
15	Palmer, Trayvon	f	7-12	1-3	3-4	1-1	0	4	11	2	18	4	3	0	1	36
21	Batson, Joshua	f	0-2	0-0	0-0	0	1	1	0	0	1	0	0	0	0	12
23	Szpir, Patrick	c	0-2	0-0	1-2	0	3	3	1	1	0	3	1	0	0	20
14	Sims Jr., Fred	g	7-16	7-13	1-2	2	3	5	1	22	2	5	0	2	40	30
35	Greene Jr., Brian	g	1-7	1-3	0-0	3	2	5	3	3	3	0	0	0	30	29
2	Owens V, Clemmye	g	2-7	2-4	0-0	1	4	5	2	6	0	0	1	1	29	8
3	Simmons, Deionte	g	1-2	0-0	0-0	1	0	1	3	2	0	2	0	0	8	22
5	Eaves, Anthony	g	5-8	2-3	0-0	1	4	5	3	12	1	1	2	1	22	2
Team																200
Totals		23-57		13-26		5-8		13		27		40		15		64

FG % 1st Half: 9-25 32.0% 2nd half: 15-32 46.9% Game: 23-57 40.4%
3FG % 1st Half: 4-8 50.0% 2nd half: 9-18 50.0% Game: 13-26 50.0%
FT % 1st Half: 1-2 50.0% 2nd half: 4-6 66.7% Game: 5-8 62.5%

Northwestern 68 • 8-2

#	Player	Total	FG		3-Ptr		Rebounds		PF	TP	A	TO	Blk	Stl	Min
			FGA	FG%	FGA	FT%	FTA	FT%							
4	Law, Vic	f	7-14	3-6	1-1	0	4	4	2	18	4	3	0	1	36
25	Benson, Barret	c	0-0	0-0	3-4	0	0	0	1	3	0	0	2	0	10
20	Lindsey, Scottie	g	6-12	1-5	0-1	2	4	6	4	13	4	1	1	1	31
30	McIntosh, Bryant	g	4-14	2-8	4-4	0	2	2	2	14	7	0	0	0	37
34	Lumpkin, Sanjay	g	4-8	1-4	0-1	3	8	11	1	9	1	1	0	1	39
12	Brown, Isiah	g	0-5	0-1	0-0	0	1	1	0	0	1	0	0	0	1
23	Ash, Jordan	g	0-0	0-0	0-0	0	0	0	0	0	0	0	0	0	2
32	Taphorn, Nathan	g	1-2	1-2	0-0	0	0	0	0	3	0	0	0	0	11
44	Skelly, Gavin	g	4-6	0-1	0-0	3	3	6	4	8	3	3	4	0	25
Team			26-61	8-27	8-11	10	23	33	14	68	20	8	7	4	200

FG % 1st Half: 11-37 29.7% 2nd half: 15-24 62.5% Game: 26-61 42.6%
3FG % 1st Half: 4-17 23.5% 2nd half: 4-10 40.0% Game: 8-27 29.6%
FT % 1st Half: 3-3 100.0 2nd half: 5-8 62.5% Game: 8-11 72.7%

Officials: DJ Carntensen, Rob Kueneman, John Garfney
Technical fouls: Chicago State-Simmons, Deionte, Northwestern-None.
Attendance: 5723

Score by periods	1st	2nd	Total
Chicago State	21	43	64
Northwestern	29	39	68

Last FG - CSUM 2nd-00:14, NU 2nd-00:35.
Largest lead - CSUM by 2 2nd-08:50, NU by 14 2nd-16:36.
CSUM led for 02:20. NU led for 35:11. Game was tied for 02:29.

Points CSUM 14 8 12 3 20
NU 24 7 12 11 11
Score tied - 4 times.
Lead changed - 6 times.

Dayton 64 • 7-3

#	Player	Total		3-Ptr		Rebounds		PF	TP	A	TO	Blk	Stl	Min	
		FG	FGA	FG	FGA	FT	FTA								Off
25	POLLARD, Kendall	f	2-7	0-1	3-5	0	2	2	4	7	0	2	0	3	23
33	MIKESELL, Ryan	f	2-5	2-5	0-0	0	5	5	4	6	0	1	1	0	23
11	SMITH, Scoochie	g	5-11	2-4	6-8	0	2	2	3	18	2	3	0	6	30
3	DAVIS, Kyle	g	1-8	0-2	0-0	1	4	5	2	2	3	0	0	0	21
4	COOKE, Charles	g	3-9	1-3	5-6	0	2	2	3	12	3	1	1	2	33
1	DAVIS, Darrell	g	0-3	0-2	2-2	1	2	3	2	2	1	0	0	0	25
15	CROSBY, John	g	0-1	0-0	0-0	0	2	2	1	0	0	0	0	0	10
2	MILLER, Sam	g	2-5	2-4	3-5	1	4	5	2	9	1	1	1	0	13
20	WILLIAMS, Keyrius	g	3-6	2-4	0-0	1	1	2	3	8	1	1	1	0	27
	Team						1	2							
Totals			18-55	9-25	19-26	5	25	30	24	64	11	9	4	11	200

FG % 1st Half: 4-28 14.3% 2nd half: 14-27 51.9% Game: 18-55 32.7%
3FG % 1st Half: 2-10 20.0% 2nd half: 7-15 46.7% Game: 9-25 36.0%
FT % 1st Half: 7-9 77.8% 2nd half: 12-17 70.6% Game: 19-26 73.1%

Northwestern 67 • 9-2

#	Player	Total		3-Ptr		Rebounds		PF	TP	A	TO	Blk	Stl	Min	
		FG	FGA	FG	FGA	FT	FTA								Off
34	Lumpkin, Sanjay	f	5-8	1-3	3-4	3	11	14	5	14	2	1	0	1	36
4	Law, Vic	f	2-8	0-3	2-6	1	8	9	2	6	1	1	0	0	14
25	Benson, Barret	c	0-1	0-0	0-0	0	3	3	2	0	1	0	2	0	14
20	Lindsey, Scottie	g	3-7	2-4	3-4	0	4	4	2	11	0	3	0	2	30
30	McIntosh, Bryant	g	5-12	1-5	2-2	0	4	4	2	13	5	8	1	0	36
12	Brown, Isiah	g	2-8	1-4	3-4	0	1	1	1	8	2	0	2	0	20
23	Ash, Jordan	g	0-0	0-0	0-0	0	0	0	0	0	0	0	0	0	12
32	Taphorn, Nathan	g	4-5	3-4	0-0	1	2	3	2	11	1	0	0	0	18
44	Skelly, Gavin	g	0-2	0-1	4-6	0	2	2	5	4	2	1	1	0	18
	Team														
	Totals		21-51	8-24	17-26	8	36	44	21	67	14	6	4	20	200

FG % 1st Half: 15-29 51.7% 2nd half: 6-22 27.3% Game: 21-51 41.2%
3FG % 1st Half: 5-14 35.7% 2nd half: 3-10 30.0% Game: 8-24 33.3%
FT % 1st Half: 5-9 55.6% 2nd half: 12-17 70.6% Game: 17-26 65.4%

Officials: Mike Eades, Ed Corbett, Don Olson
Technical fouls: Dayton-None. Northwestern-None.
Attendance:

Score by periods	1st	2nd	Total
Dayton	17	47	64
Northwestern	40	27	67

Last FG - UD 2nd-00:02, NU 2nd-01:00.
Largest lead - UD None, NU by 24 1st-02:44.
UD led for 00:00. NU led for 38:10. Game was tied for 01:50.

Points UD 16 16 6 7 19
NU 18 10 10 4 23
Score tied - 0 times.
Lead changed - 0 times.



6-7 • 205 • R-So. • Forward
South Holland, Ill.
St. Rita

- Tied for the team lead and ranks ninth in the Big Ten with an average of 14.9 points per game
- Connected on eight straight 3-point attempts spanning three games from Nov. 11-16 and is shooting 47.1 percent (24-51) from beyond the arch this season
- Coming off missing entire 2015-16 season due to injury
- Participated in Under Armour All-America Camp in Charlotte last summer
- Returned to the court following a redshirt year in a season-opening win over Mississippi Valley State (11/11), scoring a career-high 18 points with 6 rebounds, 4 assists and 2 steals
- Posted a career-high point total for the second straight game, tallying 26 in a win over Eastern Washington (11/14), including going 3-for-4 from 3-point range and 9-for-10 from the free throw line
- Connected on each of his first five 3-point attempts in scoring a team-high 17 points at Butler (11/16)
- Legends Classic all-tournament team selection
- Knocked down a career-high 9 shots in scoring 22 points with 5 rebounds and a career-best 4 blocked shots in a win over Bryant (11/25)
- Tallied 16 points while setting a career high with 5 assists in a win over DePaul (12/3)
- Connected on all eight of his free throw attempts in a victory over New Orleans (12/11)
- Scored a team-high 18 points in a victory over Chicago State (12/14)
- Pulled in a season-high 9 rebounds in a win over Dayton (12/17)

Opponent	GS	FG	3FG	FT	Reb	Pts	A	TO	B	S	Min
Miss. Valley State	*	7-10	3-4	1-7	6	18	4	5	0	2	26
Eastern Washington	*	7-13	3-4	9-10	4	26	0	0	0	0	37
at Butler	*	6-8	5-6	0-0	6	17	0	3	0	1	32
vs. Texas	*	2-4	1-2	4-4	3	9	0	2	0	2	19
vs. Notre Dame	*	6-12	2-4	0-0	7	14	2	2	0	0	33
Bryant	*	9-16	3-7	1-2	5	22	3	1	4	1	35
Wake Forest	*	3-11	1-6	0-2	2	7	2	0	0	2	33
DePaul	*	6-12	2-4	2-2	6	16	5	1	1	2	32
New Orleans	*	1-10	1-5	8-8	3	11	2	1	0	1	24
Chicago State	*	7-14	3-6	1-1	4	18	4	3	0	1	36
vs. Dayton	*	2-8	0-3	2-6	9	6	1	1	0	0	33



6-8 • 235 • So. • Center
Cleveland, Ohio
Villa Angela-St. Joseph

- Sidelined indefinitely after undergoing surgery to repair a hand injury suffered vs. Wake Forest (11/28)
- Ranks third in the Big Ten with an average of 2.6 blocked shots per game
- Recorded all 7 of his rebounds in the first half in a season-opening win over Mississippi Valley State (11/11)
- Scored 12 points with 5 rebounds and a career-best 5 blocked shots in a victory over Eastern Washington (11/14)
- Notched a double-double in a win over No. 22/21 Texas, posting 10 points and 11 rebounds with a pair of blocked shots (11/21)
- Blocked a career-best 6 shots to go along with 6 points and 6 rebounds against Notre Dame (11/22)
- Grabbed 10 boards and scored 6 points with a pair of blocks in a win over Bryant (11/25)

Opponent	GS	FG	3FG	FT	Reb	Pts	A	TO	B	S	Min
Miss. Valley State	*	2-6	0-0	0-1	7	4	0	0	0	0	21
Eastern Washington	*	4-5	0-0	4-5	5	12	0	1	5	1	31
at Butler	*	2-3	0-0	4-4	4	8	1	1	1	0	26
vs. Texas	*	4-7	0-0	2-5	11	10	1	0	2	0	36
vs. Notre Dame	*	3-4	0-0	0-0	6	6	3	0	6	2	35
Bryant	*	3-6	0-0	0-0	10	6	1	0	2	0	27
Wake Forest	*	1-2	0-0	0-0	6	2	1	1	2	0	16
DePaul					DNP						
New Orleans					DNP						
Chicago State					DNP						
vs. Dayton					DNP						



10

CHARLIE HALL

6-5 • 205 • So. • Forward
Los Angeles, Calif.
Crossroads School

2016-17 SEASON NOTES

- Appeared in his first game of the season in win over Bryant (11/25)



12

ISIAH BROWN

6-2 • 175 • Fr. • Guard
Seattle, Wash.
Lakeside

2016-17 SEASON NOTES

- Scored in double figures in three of his first four collegiate games
- Made collegiate debut in a season-opening win over Mississippi Valley State (11/11), recording 11 points, 4 assists and 3 rebounds
- Posted 11 points in a victory over Eastern Washington (11/14)
- Tallied 10 points in a win over No. 22/21 Texas (11/21)
- Recorded 8 points, 3 assists and 2 steals in a victory over Bryant (11/25)
- Contributed 9 points and 3 assists in a win over New Orleans (12/11)
- Scored 8 points with 2 assists, 2 blocked shots and a steal in a win over Dayton (12/17)

HALL'S GAME-BY-GAME STATISTICS

Opponent	GS	FG	3FG	FT	Reb	Pts	A	TO	B	S	Min
Miss. Valley State					DNP						
Eastern Washington					DNP						
at Butler					DNP						
vs. Texas					DNP						
vs. Notre Dame					DNP						
Bryant		0-1	0-1	0-0	0	0	0	0	0	0	1
Wake Forest					DNP						
DePaul					DNP						
New Orleans		0-0	0-0	0-0	0	0	0	0	0	0	3
Chicago State					DNP						
vs. Dayton					DNP						

BROWN'S GAME-BY-GAME STATISTICS

Opponent	GS	FG	3FG	FT	Reb	Pts	A	TO	B	S	Min
Miss. Valley State		3-8	0-1	5-6	3	11	4	3	0	1	18
Eastern Washington		3-10	1-4	4-4	2	11	1	1	0	2	19
at Butler		3-7	1-4	0-0	1	7	1	2	0	0	12
vs. Texas		4-8	2-5	0-0	1	10	1	3	0	0	20
vs. Notre Dame		0-1	0-0	4-4	2	4	0	1	0	0	12
Bryant		2-6	1-1	3-4	2	8	3	2	0	2	18
Wake Forest		0-4	0-1	0-0	0	0	1	1	0	0	7
DePaul		0-7	0-1	4-5	0	4	1	1	1	0	15
New Orleans		3-11	1-3	2-4	0	9	3	2	1	0	22
Chicago State		0-5	0-1	0-0	1	0	1	0	0	1	9
vs. Dayton		2-8	1-4	3-4	1	8	2	0	2	1	20



6-5 • 210 • Jr. • Guard/Forward
Hillside, Ill.
Fenwick

- Tied for the team lead and ranks ninth in the Big Ten with an average of 14.9 points per game
- Only Wildcat to score in double figures in all 11 games this season
- Scored 13 of his 17 points in the first half in a season-opening win over Mississippi Valley State (11/11)
- Enjoyed a solid all-around game in a victory over Eastern Washington (11/14), posting 12 points, 6 rebounds and 6 assists
- Tallied 10 points while matching a career high with 7 rebounds at Butler (11/16)
- Posted 13 of his 16 points in the first half in a victory over No. 22/21 Texas (11/21)
- Recorded a team-high 18 points against Notre Dame (11/22), connecting on all three 3-point attempts
- Legends Classic all-tournament team selection
- Scored 20 points with 6 assists, 4 rebounds, 2 blocks and 2 steals in a win over Bryant (11/25)
- Posted 19 points, a career-high 7 assists to go along with 6 rebounds and a pair of steals in a win over DePaul (12/3)
- Recorded 16 points in a victory over New Orleans (12/11)
- Tallied 13 points with 6 rebounds and 4 assists in a win over Chicago State (12/14)

Opponent	GS	FG	3FG	FT	Reb	Pts	A	TO	B	S	Min
Miss. Valley State	*	6-13	3-6	2-2	5	17	2	1	1	0	29
Eastern Washington	*	4-11	0-2	4-4	6	12	6	1	0	2	33
at Butler	*	4-12	1-4	1-1	7	10	3	3	0	0	32
vs. Texas	*	6-12	3-7	1-1	4	16	1	4	1	1	29
vs. Notre Dame	*	6-8	3-3	3-4	4	18	3	1	0	0	28
Bryant	*	7-11	3-5	3-3	4	20	6	0	2	2	25
Wake Forest	*	5-14	2-8	0-0	4	12	4	0	0	1	31
DePaul	*	7-16	5-8	0-0	6	19	7	2	0	2	34
New Orleans	*	6-9	2-4	2-2	1	16	1	2	0	0	32
Chicago State	*	6-12	1-5	0-1	6	13	4	1	1	1	31
vs. Dayton	*	3-7	2-4	3-4	4	11	0	3	0	2	30



6-3 • 175 • Fr. • Guard
Northfield, Ill.
New Trier

- Joined the team this fall as a walk-on

Opponent	GS	FG	3FG	FT	Reb	Pts	A	TO	B	S	Min
Miss. Valley State					DNP						
Eastern Washington					DNP						
at Butler					DNP						
vs. Texas					DNP						
vs. Notre Dame					DNP						
Bryant					DNP						
Wake Forest					DNP						
DePaul					DNP						
New Orleans					DNP						
Chicago State					DNP						
vs. Dayton					DNP						



23

JORDAN ASH

6-3 • 195 • So. • Guard
Bolingbrook, Ill.
St. Joseph

2016-17 SEASON NOTES

- Knocked down two 3-pointers in as many attempts in a season-opening win over Mississippi Valley State (11/11)
- Contributed a boost off the bench with a 3-pointer, 3 rebounds and an assist against Notre Dame (11/22)

ASH'S GAME-BY-GAME STATISTICS

Opponent	GS	FG	3FG	FT	Reb	Pts	A	TO	B	S	Min
Miss. Valley State		2-3	2-2	0-0	0	6	0	0	0	0	4
Eastern Washington					DNP						
at Butler					DNP						
vs. Texas		0-0	0-0	0-0	0	0	0	0	0	0	0+
vs. Notre Dame		1-2	1-2	0-0	3	3	1	0	0	0	9
Bryant		0-1	0-0	0-0	0	0	0	0	0	0	3
Wake Forest		0-2	0-1	0-0	1	0	0	0	1	1	11
DePaul		0-2	0-2	0-0	1	0	1	0	0	0	13
New Orleans		0-3	0-2	0-0	1	0	2	1	0	2	13
Chicago State		0-0	0-0	0-0	0	0	0	0	0	0	2
vs. Dayton		0-0	0-0	0-0	0	0	0	0	0	0	0+



25

BARRET BENSON


6-10 • 240 • Fr. • Center
Willowbrook, Ill.
Hinsdale South

2016-17 SEASON NOTES

- Made collegiate debut in a season-opening win over Mississippi Valley State (11/11), recording 4 points and 2 rebounds
- Started first collegiate game in a win over DePaul (12/3), posting 5 points, 3 rebounds, a block and a steal
- Connected on both field goal attempts and posted 3 rebounds a block and a steal in a win over New Orleans (12/11)
- Blocked a pair of shots in a win over Chicago State (12/14)
- Grabbed 3 rebounds and blocked 2 shots in a victory over Dayton (12/17)

BENSON'S GAME-BY-GAME STATISTICS

Opponent	GS	FG	3FG	FT	Reb	Pts	A	TO	B	S	Min
Miss. Valley State		2-3	0-0	0-0	2	4	0	0	0	0	6
Eastern Washington					DNP						
at Butler		0-0	0-0	0-0	0	0	0	0	0	0	1
vs. Texas		1-1	0-0	0-0	1	2	0	0	0	0	4
vs. Notre Dame					DNP						
Bryant		0-0	0-0	1-2	1	1	0	0	0	0	3
Wake Forest		0-1	0-0	0-0	1	0	0	1	0	0	1
DePaul	*	2-3	0-0	1-4	3	5	0	2	1	1	20
New Orleans	*	2-2	0-0	0-0	3	4	0	1	1	1	14
Chicago State	*	0-0	0-0	3-4	0	3	0	0	2	0	10
vs. Dayton	*	0-1	0-0	0-0	3	0	1	0	2	0	14



30

BRYANT McINTOSH

6-3 • 185 • Jr. • Guard
Greensburg, Ind.
Greensburg

2016-17 SEASON NOTES

- Tied for the Big Ten lead with a .923 free throw percentage (24-26)
- Team captain
- Participated in Stephen Curry's SC 30 Select Camp last summer for the second straight year
- Ranks third in school history with 419 career assists
- Tallied 18 points with 7 assists in a victory over Eastern Washington (11/14)
- Posted 12 points and 5 assists at Butler (11/16)
- Recorded game highs of 20 points and 5 assists in a victory over No. 22/21 Texas in the Legends Classic (11/21)
- Connected on all eight of his second-half field goal attempts in scoring 19 of his game-high 23 points after the break in an ACC/Big Ten Challenge win over Wake Forest (11/28)
- Hit a clutch 3-pointer late and finished with 14 points, 7 assists and no turnovers in a victory over Chicago State (12/14)
- Tallied 13 points with 5 assists in a victory over Dayton (12/17)

MCINTOSH'S GAME-BY-GAME STATISTICS

Opponent	GS	FG	3FG	FT	Reb	Pts	A	TO	B	S	Min
Miss. Valley State	*	4-10	1-6	2-2	2	11	4	2	0	1	29
Eastern Washington	*	8-17	0-1	2-2	1	18	7	1	0	0	37
at Butler	*	4-9	1-2	3-4	0	12	5	5	0	1	36
vs. Texas	*	7-18	2-7	4-4	1	20	5	1	0	2	37
vs. Notre Dame	*	3-18	1-3	0-0	1	7	4	4	0	0	35
Bryant	*	3-11	0-5	2-2	1	8	5	4	1	1	33
Wake Forest	*	10-16	2-3	1-2	4	23	2	2	0	0	34
DePaul	*	1-4	0-2	2-2	6	4	5	4	0	0	24
New Orleans	*	3-7	1-3	2-2	1	9	7	1	0	2	26
Chicago State	*	4-14	2-8	4-4	2	14	7	0	0	0	37
vs. Dayton	*	5-12	1-5	2-2	4	13	5	8	1	0	36



32

NATHAN TAPHORN

6-7 • 215 • Sr. • Forward
Pekin, Ill.
Pekin

2016-17 SEASON NOTES

- Leads the team and ranks fifth in the Big Ten with a .536 3-point field goal percentage (15-28)
- Posted 5 points and 4 rebounds in a season-opening win over Mississippi Valley State (11/11)
- Contributed 3 points, 4 rebounds and an assist in 16 minutes of action in a victory over No. 22/21 Texas (11/21)
- Knocked down each of his first four 3-point attempts in scoring a season-high 12 points against Notre Dame (11/22)
- Tallied a career high 18 points while matching another best with 6 rebounds in a victory over New Orleans (12/11)
- Connected on three 3-pointers in scoring 11 points in 12 minutes of action in a victory over Dayton (12/17)

TAPHORN'S GAME-BY-GAME STATISTICS

Opponent	GS	FG	3FG	FT	Reb	Pts	A	TO	B	S	Min
Miss. Valley State		2-4	1-3	0-1	4	5	0	0	0	0	12
Eastern Washington		0-0	0-0	0-0	0	0	0	0	0	0	1
at Butler		0-0	0-0	0-0	1	0	0	0	1	0	2
vs. Texas		1-2	1-2	0-0	4	3	1	0	0	0	16
vs. Notre Dame		4-6	4-5	0-0	5	12	1	2	0	0	21
Bryant		1-2	1-2	0-0	0	3	0	0	0	1	7
Wake Forest		0-1	0-1	0-0	1	0	1	1	0	0	5
DePaul		1-2	1-2	3-4	0	6	1	1	0	0	7
New Orleans		7-11	3-7	1-2	6	18	0	0	0	1	22
Chicago State		1-2	1-2	0-0	0	3	0	0	0	0	11
vs. Dayton		4-5	3-4	0-0	3	11	1	0	0	0	12



34

SANJAY LUMPKIN

6-6 • 220 • R-Sr. • Forward
Wayzata, Minn.
Benilde-St. Margaret's

2016-17 SEASON NOTES

- Ranks 10th in the Big Ten in rebounding with an average of 6.8 per game, including 12.5 over the last two contests
- Team captain
- Nominee for the NABC/Allstate Good Works Team for his work on the court, in the classroom and in the community
- Recorded 11 points, 8 rebounds, 2 assists and 2 blocks in a season-opening win over Mississippi Valley State (11/11)
- Scored 10 points with 5 rebounds at Butler (11/16)
- Posted a solid all-around performance in a win over Wake Forest in the ACC/Big Ten Challenge (11/28), recording 10 points, 7 rebounds, 3 assists and 3 steals
- Notched a double-double in a win over DePaul (12/3), recording 11 points and 10 rebounds with 3 blocked shots
- Reached a pair of milestone in a win over Chicago State (12/14), starting his 100th career game and surpassing 500 career rebounds while finishing one point shy of a double-double, tallying 9 points and a season-high 11 boards
- Grabbed a career-best 14 rebounds while finishing one point shy of a career high with 14 in recording a double-double in a victory over Dayton (12/17)

LUMPKIN'S GAME-BY-GAME STATISTICS

Opponent	GS	FG	3FG	FT	Reb	Pts	A	TO	B	S	Min
Miss. Valley State	*	3-4	0-1	5-6	8	11	2	1	2	0	24
Eastern Washington	*	1-1	1-1	0-1	3	3	2	0	1	0	23
at Butler	*	4-8	0-2	2-2	5	10	2	1	0	1	31
vs. Texas	*	2-3	1-1	0-0	5	5	2	1	0	0	26
vs. Notre Dame	*	1-1	0-0	0-0	4	2	1	1	0	0	17
Bryant	*	1-2	0-0	1-2	6	3	1	0	0	0	22
Wake Forest	*	4-7	0-2	2-2	7	10	3	1	1	3	33
DePaul	*	4-7	2-2	1-1	10	11	2	1	3	0	29
New Orleans	*	1-1	0-0	0-0	2	2	1	0	3	0	16
Chicago State	*	4-8	1-4	0-1	11	9	1	1	0	1	39
vs. Dayton	*	5-8	1-3	3-4	14	14	2	1	0	1	36



35

AARON FALZON

6-8 • 215 • So. • Forward
Newton, Mass.
Northfield Mount Hermon

2016-17 SEASON NOTES

- Will miss the remainder of the season after undergoing knee surgery

FALZON'S GAME-BY-GAME STATISTICS

Opponent	GS	FG	3FG	FT	Reb	Pts	A	TO	B	S	Min
Miss. Valley State	0-1	0-1	0-0	1	0	2	1	0	0	0	10
Eastern Washington	0-1	0-1	0-0	0	0	1	0	0	0	0	4
at Butler	0-1	0-1	0-0	1	0	0	0	1	0	0	6
vs. Texas					DNP						
vs. Notre Dame					DNP						
Bryant					DNP						
Wake Forest					DNP						
DePaul					DNP						
New Orleans					DNP						
Chicago State					DNP						
vs. Dayton					DNP						



44

GAVIN SKELLY

6-8 • 225 • Jr. • Forward
Westlake, Ohio
Westlake

2016-17 SEASON NOTES

- Averaged 12.6 points, 6.0 rebounds, 3.4 assists and 2.4 blocks per game off the bench over a five-game span from Nov. 25-Dec. 14
- Scored in double figures in four straight games from Nov. 25-Dec. 11 after tallying 10 or more points only once in his first 64 collegiate contests
- Enjoyed a solid all-around game in a season-opening win over Mississippi Valley State, recording 7 points, 5 rebounds, 3 assists and a career-high 4 blocked shots
- Contributed 6 rebounds and 3 assists in a victory over No. 22/21 Texas in the Legends Classic (11/21)
- Posted career highs of 15 points, 6 assists and 3 blocked shots to go along with 6 rebounds in a victory over Bryant (11/25)
- Stuffed the stat sheet with 11 points, 6 rebounds, 4 assists, 2 blocks and 2 steals in a win over Wake Forest in the ACC/Big Ten Challenge (11/28)
- Matched a career high with 15 points in a victory over DePaul (12/3)
- Finished one rebound shy of a double-double, recording 14 points and career-best 9 rebounds to go along with 3 assists and 2 blocks in a win over New Orleans (12/11)
- Tallied 8 points, 6 rebounds, 4 blocked shots and 3 assists in a victory over Chicago State (12/14)

SKELLY'S GAME-BY-GAME STATISTICS

Opponent	GS	FG	3FG	FT	Reb	Pts	A	TO	B	S	Min
Miss. Valley State		1-2	1-2	4-4	5	7	3	0	4	1	21
Eastern Washington		2-2	0-0	0-0	2	4	0	1	0	1	15
at Butler		1-2	1-1	1-3	4	4	2	1	1	0	22
vs. Texas		0-1	0-0	2-2	6	2	3	0	1	0	13
vs. Notre Dame		0-2	0-2	0-0	0	0	0	3	0	0	10
Bryant		5-9	0-1	5-5	6	15	6	0	3	0	26
Wake Forest		4-8	1-4	2-3	6	11	4	3	2	2	29
DePaul		5-7	0-1	5-6	3	15	1	0	1	0	26
New Orleans		4-7	1-1	5-6	9	14	3	0	2	0	28
Chicago State		4-6	0-1	0-0	6	8	3	3	4	0	25
vs. Dayton		0-2	0-1	4-6	2	4	2	1	1	0	18

Northwestern Men's Basketball Individual Career History

Ash, Jordan

Season	gp-gs	min/avg	Total		3-Point		F-Throws		Rebounds				pf	fo	ast	to	blk	stl	Scoring	
			fg-fga	pct	fg-fga	pct	ft-fta	pct	off	def	tot	avg							pts	avg
2015-16	28-0	156/5.6	12-29	.414	4-15	.267	7-10	.700	2	14	16	0.6	17	0	22	7	0	2	35	1.3
2016-17	9-0	55/6.1	3-13	.231	3-9	.333	0-0	.000	1	5	6	0.7	3	0	4	1	1	3	9	1.0
TOTAL	37-0	211/5.7	15-42	.357	7-24	.292	7-10	.700	3	19	22	0.6	20	0	26	8	1	5	44	1.2

Benson, Barret

Season	gp-gs	min/avg	Total		3-Point		F-Throws		Rebounds				pf	fo	ast	to	blk	stl	Scoring	
			fg-fga	pct	fg-fga	pct	ft-fta	pct	off	def	tot	avg							pts	avg
2016-17	9-4	73/8.1	7-11	.636	0-0	.000	5-10	.500	3	11	14	1.6	17	0	1	4	6	2	19	2.1
TOTAL	9-4	73/8.1	7-11	.636	0-0	.000	5-10	.500	3	11	14	1.6	17	0	1	4	6	2	19	2.1

Brown, Isiah

Season	gp-gs	min/avg	Total		3-Point		F-Throws		Rebounds				pf	fo	ast	to	blk	stl	Scoring	
			fg-fga	pct	fg-fga	pct	ft-fta	pct	off	def	tot	avg							pts	avg
2016-17	11-0	172/15.6	20-75	.267	7-25	.280	25-31	.806	3	10	13	1.2	22	1	18	16	4	7	72	6.5
TOTAL	11-0	172/15.6	20-75	.267	7-25	.280	25-31	.806	3	10	13	1.2	22	1	18	16	4	7	72	6.5

Falzon, Aaron

Season	gp-gs	min/avg	Total		3-Point		F-Throws		Rebounds				pf	fo	ast	to	blk	stl	Scoring	
			fg-fga	pct	fg-fga	pct	ft-fta	pct	off	def	tot	avg							pts	avg
2015-16	32-29	786/24.6	87-227	.383	63-178	.354	33-46	.717	42	67	109	3.4	74	1	28	21	10	11	270	8.4
2016-17	3-0	20/6.7	0-3	.000	0-3	.000	0-0	.000	0	2	2	0.7	1	0	3	1	1	0	0	0.0
TOTAL	35-29	806/23.0	87-230	.378	63-181	.348	33-46	.717	42	69	111	3.2	75	1	31	22	11	11	270	7.7

Hall, Charlie

Season	gp-gs	min/avg	Total		3-Point		F-Throws		Rebounds				pf	fo	ast	to	blk	stl	Scoring	
			fg-fga	pct	fg-fga	pct	ft-fta	pct	off	def	tot	avg							pts	avg
2015-16	8-0	12/1.5	0-0	.000	0-0	.000	0-0	.000	0	0	0	0.0	1	0	0	0	0	0	0	0.0
2016-17	2-0	4/2.0	0-1	.000	0-1	.000	0-0	.000	0	0	0	0.0	0	0	0	0	0	0	0	0.0
TOTAL	10-0	16/1.6	0-1	.000	0-1	.000	0-0	.000	0	0	0	0.0	1	0	0	0	0	0	0	0.0

Law, Vic

Season	gp-gs	min/avg	Total		3-Point		F-Throws		Rebounds				pf	fo	ast	to	blk	stl	Scoring	
			fg-fga	pct	fg-fga	pct	ft-fta	pct	off	def	tot	avg							pts	avg
2014-15	32-19	780/24.4	74-191	.387	27-76	.355	49-64	.766	31	122	153	4.8	76	0	41	48	15	21	224	7.0
2016-17	11-11	341/31.0	56-118	.475	24-51	.471	28-42	.667	12	43	55	5.0	25	1	23	19	5	12	164	14.9
TOTAL	43-30	1121/26.1	130-309	.421	51-127	.402	77-106	.726	43	165	208	4.8	101	1	64	67	20	33	388	9.0

Lindsey, Scottie

Season	gp-gs	min/avg	Total		3-Point		F-Throws		Rebounds				pf	fo	ast	to	blk	stl	Scoring	
			fg-fga	pct	fg-fga	pct	ft-fta	pct	off	def	tot	avg							pts	avg
2014-15	31-10	467/15.1	51-126	.405	23-65	.354	11-17	.647	13	57	70	2.3	60	0	17	20	15	10	136	4.4
2015-16	31-3	585/18.9	71-163	.436	38-93	.409	17-23	.739	12	60	72	2.3	67	3	44	26	7	15	197	6.4
2016-17	11-11	334/30.4	60-125	.480	25-56	.446	19-22	.864	8	43	51	4.6	23	0	37	18	5	11	164	14.9
TOTAL	73-24	1386/19.0	182-414	.440	86-214	.402	47-62	.758	33	160	193	2.6	150	3	98	64	27	36	497	6.8

Northwestern Men's Basketball Individual Career History

Lumpkin, Sanjay

Season	gp-gs	min/avg	Total		3-Point		F-Throws		Rebounds										Scoring	
			fg-fga	pct	fg-fga	pct	ft-fta	pct	off	def	tot	avg	pf	fo	ast	to	blk	stl	pts	avg
2012-13	4-0	26/6.5	1-5	.200	0-1	.000	2-2	1.000	1	3	4	1.0	2	0	2	2	1	0	4	1.0
2013-14	33-32	965/29.2	43-117	.368	13-49	.265	26-43	.605	48	110	158	4.8	118	9	41	55	12	37	125	3.8
2014-15	32-26	720/22.5	50-95	.526	13-35	.371	26-38	.684	33	87	120	3.8	91	2	26	27	9	21	139	4.3
2015-16	32-32	757/23.7	42-86	.488	13-36	.361	26-38	.684	45	114	159	5.0	93	3	40	34	8	17	123	3.8
2016-17	11-11	296/26.9	30-50	.600	6-16	.375	14-19	.737	22	53	75	6.8	31	1	19	8	10	6	80	7.3
TOTAL	112-101	2764/24.7	166-353	.470	45-137	.328	94-140	.671	149	367	516	4.6	335	15	128	126	40	81	471	4.2

Malnati, Tino

McIntosh, Bryant

Season	gp-gs	min/avg	Total		3-Point		F-Throws		Rebounds										Scoring	
			fg-fga	pct	fg-fga	pct	ft-fta	pct	off	def	tot	avg	pf	fo	ast	to	blk	stl	pts	avg
2014-15	32-30	1066/33.3	134-318	.421	40-110	.364	58-68	.853	10	69	79	2.5	34	0	150	79	6	8	366	11.4
2015-16	32-32	1142/35.7	161-381	.423	49-134	.366	70-85	.824	12	104	116	3.6	65	1	213	78	5	31	441	13.8
2016-17	11-11	364/33.1	52-136	.382	11-45	.244	24-26	.923	2	21	23	2.1	22	0	56	32	2	7	139	12.6
TOTAL	75-73	2572/34.3	347-835	.416	100-289	.346	152-179	.849	24	194	218	2.9	121	1	419	189	13	46	946	12.6

Pardon, Dererk

Season	gp-gs	min/avg	Total		3-Point		F-Throws		Rebounds										Scoring	
			fg-fga	pct	fg-fga	pct	ft-fta	pct	off	def	tot	avg	pf	fo	ast	to	blk	stl	pts	avg
2015-16	20-2	332/16.6	53-82	.646	0-0	.000	27-51	.529	35	49	84	4.2	48	2	5	14	12	4	133	6.7
2016-17	7-7	192/27.4	19-33	.576	0-0	.000	10-15	.667	20	29	49	7.0	20	1	7	3	18	3	48	6.9
TOTAL	27-9	524/19.4	72-115	.626	0-0	.000	37-66	.561	55	78	133	4.9	68	3	12	17	30	7	181	6.7

Skelly, Gavin

Season	gp-gs	min/avg	Total		3-Point		F-Throws		Rebounds										Scoring	
			fg-fga	pct	fg-fga	pct	ft-fta	pct	off	def	tot	avg	pf	fo	ast	to	blk	stl	pts	avg
2014-15	29-0	210/7.2	16-33	.485	0-0	.000	9-17	.529	23	31	54	1.9	36	0	14	9	16	9	41	1.4
2015-16	30-0	376/12.5	33-54	.611	4-9	.444	29-45	.644	35	57	92	3.1	58	1	16	25	14	7	99	3.3
2016-17	11-0	233/21.2	26-48	.542	4-14	.286	28-35	.800	15	34	49	4.5	35	2	27	12	19	4	84	7.6
TOTAL	70-0	819/11.7	75-135	.556	8-23	.348	66-97	.680	73	122	195	2.8	129	3	57	46	49	20	224	3.2

Taphorn, Nathan

Season	gp-gs	min/avg	Total		3-Point		F-Throws		Rebounds										Scoring	
			fg-fga	pct	fg-fga	pct	ft-fta	pct	off	def	tot	avg	pf	fo	ast	to	blk	stl	pts	avg
2013-14	26-1	268/10.3	21-67	.313	15-54	.278	8-14	.571	5	21	26	1.0	23	0	8	22	1	6	65	2.5
2014-15	24-0	264/11.0	37-70	.529	20-40	.500	4-6	.667	9	17	26	1.1	25	0	12	12	1	5	98	4.1
2015-16	24-0	282/11.8	39-87	.448	27-67	.403	12-19	.632	12	42	54	2.3	37	1	16	17	8	4	117	4.9
2016-17	11-0	116/10.5	21-35	.600	15-28	.536	4-7	.571	5	19	24	2.2	17	1	5	4	1	2	61	5.5
TOTAL	85-1	930/10.9	118-259	.456	77-189	.407	28-46	.609	31	99	130	1.5	102	2	41	55	11	17	341	4.0



VIC LAW
R-So. • F • 6-7
South Holland, Ill.
St. Rita



DERERK PARDON
So. • C • 6-8
Cleveland, Ohio
Villa Angela-St. Joseph



CHARLIE HALL
So. • F • 6-5
Los Angeles, Calif.
Crossroads School



ISIAH BROWN
Fr. • G • 6-2
Seattle, Wash.
Lakeside



RAPOLAS IVANAUSKAS
Fr. • F • 6-9
Barrington, Ill.
Brewster Academy (N.H.)



SCOTTIE LINDSEY
Jr. • G/F • 6-5
Hillside, Ill.
Fenwick



TINO MALNATI
Fr. • G • 6-3
Northfield, Ill.
New Trier



JORDAN ASH
So. • G • 6-3
Bolingbrook, Ill.
St. Joseph



BARRET BENSON
Fr.. • C • 6-10
Willowbrook, Ill.
Hinsdale South




BRYANT MCINTOSH
Jr. • G • 6-3
Greensburg, Ind.
Greensburg



NATHAN TAPHORN
Sr. • F • 6-7
Pekin, Ill.
Pekin



SANJAY LUMPKIN
R-Sr. • G/F • 6-6
Wayzata, Minn.
Benilde-St. Margaret's



AARON FALZON
So. • F • 6-8
Newton, Mass.
Northfield Mount Hermon



GAVIN SKELLY
Jr. • F • 6-8
Westlake, Ohio
Westlake



CHRIS COLLINS
Head Coach
Fourth Season
Duke, '96